

High Performance Fortran Language Specification

High Performance Fortran Forum

May 3, 1993
Version 1.0

The High Performance Fortran Forum (HPFF), with participation from over 40 organizations, met from March 1992 to March 1993 to discuss and define a set of extensions to Fortran called High Performance Fortran (HPF). Our goal was to address the problems of writing data parallel programs for architectures where the distribution of data impacts performance. While we hope that the HPF extensions will become widely available, HPFF is not sanctioned or supported by any official standards organization.

This is the Final Report, Version 1.0, of the High Performance Fortran Forum. This document contains all the technical features proposed for the language. This copy of the draft was processed by L^AT_EX on May 24, 1993.

HPFF encourages requests for interpretation of this document, and comments on the language defined here. We will give our best effort to answering interpretation questions, and general comments will be considered in future HPFF language specifications.

Please send interpretation requests to `hpff-interpret@cs.rice.edu`. Your request is archived and forwarded to a group of HPFF committee members who attempt to respond to it.

Please send comments on the HPF language to `hpff-comments@cs.rice.edu`. Your comment is archived. Periodically, the archives are sent to HPFF committee members for their perusal. Where appropriate, comments are forwarded to the `hpff-interpret` list. HPFF invites comments on the technical content of HPF, as well as on the editorial presentation in the document.

The text of interpretation requests and comments on the language specification become the property of Rice University.

©1993 Rice University, Houston Texas. Permission to copy without fee all or part of this material is granted, provided the Rice University copyright notice and the title of this document appear, and notice is given that copying is by permission of Rice University.

This material appeared in *Scientific Programming*, vol. 2, no. 1, June 1993.

1
2
3
4
5
6
7
8
9
10
11
12
13
14
15
16
17
18
19
20
21
22
23
24
25
26
27
28
29
30
31
32
33
34
35
36
37
38
39
40
41
42
43
44
45
46
47
48

Contents

| | |
|--|------------|
| Acknowledgments | vii |
| 1 Overview | 1 |
| 1.1 Goals and Scope of High Performance Fortran | 1 |
| 1.2 Fortran 90 Binding | 2 |
| 1.3 New Features in High Performance Fortran | 3 |
| 1.3.1 Data Distribution Features | 3 |
| 1.3.2 Data Parallel Execution Features | 3 |
| 1.3.3 Extended Intrinsic Functions and Standard Library | 3 |
| 1.3.4 Extrinsic Procedures | 4 |
| 1.3.5 Sequence and Storage Association | 4 |
| 1.4 Fortran 90 and Subset HPF | 4 |
| 1.5 Notation | 4 |
| 1.6 HPF-Conforming and Subset-Conforming | 5 |
| 1.7 Journal of Development | 5 |
| 1.7.1 VIEW Directive | 5 |
| 1.7.2 Nested WHERE Statements | 6 |
| 1.7.3 EXECUTE-ON-HOME and LOCAL-ACCESS Directives | 6 |
| 1.7.4 Elemental Reference of Pure Procedures | 6 |
| 1.7.5 Parallel I/O | 6 |
| 1.8 Organization of this Document | 7 |
| 2 High Performance Fortran Terms and Concepts | 9 |
| 2.1 Fortran 90 | 9 |
| 2.2 The HPF Model | 10 |
| 2.2.1 Simple Communication Examples | 11 |
| 2.2.2 Aggregate Communication Examples | 13 |
| 2.2.3 Interaction of Communication and Parallelism | 16 |
| 2.3 Syntax of Directives | 19 |
| 3 Data Alignment and Distribution Directives | 21 |
| 3.1 Model | 21 |
| 3.2 Syntax of Data Alignment and Distribution Directives | 23 |
| 3.3 DISTRIBUTE and REDISTRIBUTE Directives | 25 |
| 3.4 ALIGN and REALIGN Directives | 30 |
| 3.5 DYNAMIC Directive | 37 |
| 3.6 Allocatable Arrays and Pointers | 38 |
| 3.7 PROCESSORS Directive | 40 |

| | | | |
|----------|--|-----------|-----------|
| 3.8 | TEMPLATE Directive | 42 | 1 |
| 3.9 | INHERIT Directive | 44 | 2 |
| 3.10 | Alignment, Distribution, and Subprogram Interfaces | 45 | 3 |
| | | | 4 |
| 4 | Data Parallel Statements and Directives | 55 | 5 |
| 4.1 | The FORALL Statement | 55 | 6 |
| 4.1.1 | General Form of Element Array Assignment | 56 | 7 |
| 4.1.2 | Interpretation of Element Array Assignments | 57 | 8 |
| 4.1.3 | Examples of the FORALL Statement | 58 | 9 |
| 4.1.4 | Scalarization of the FORALL Statement | 61 | 10 |
| 4.1.5 | Consequences of the Definition of the FORALL Statement | 63 | 11 |
| 4.2 | The FORALL Construct | 63 | 12 |
| 4.2.1 | General Form of the FORALL Construct | 63 | 13 |
| 4.2.2 | Interpretation of the FORALL Construct | 64 | 14 |
| 4.2.3 | Examples of the FORALL Construct | 65 | 15 |
| 4.2.4 | Scalarization of the FORALL Construct | 67 | 16 |
| 4.2.5 | Consequences of the Definition of the FORALL Construct | 71 | 17 |
| 4.3 | Pure Procedures | 72 | 18 |
| 4.3.1 | Pure Procedure Declaration and Interface | 72 | 19 |
| 4.3.2 | Pure Procedure Reference | 78 | 20 |
| 4.3.3 | Examples of Pure Procedure Usage | 78 | 21 |
| 4.3.4 | Comments on Pure Procedures | 80 | 22 |
| 4.4 | The INDEPENDENT Directive | 80 | 23 |
| 4.4.1 | Examples of INDEPENDENT | 83 | 24 |
| 4.4.2 | Visualization of INDEPENDENT Directives | 85 | 25 |
| | | | 26 |
| 5 | Intrinsic and Library Procedures | 87 | 27 |
| 5.1 | Notation | 87 | 28 |
| 5.2 | System Inquiry Intrinsic Functions | 87 | 29 |
| 5.3 | Computational Intrinsic Functions | 88 | 30 |
| 5.4 | Library Procedures | 88 | 31 |
| 5.4.1 | Mapping Inquiry Subroutines | 88 | 32 |
| 5.4.2 | Bit Manipulation Functions | 88 | 33 |
| 5.4.3 | Array Reduction Functions | 88 | 34 |
| 5.4.4 | Array Combining Scatter Functions | 89 | 35 |
| 5.4.5 | Array Prefix and Suffix Functions | 90 | 36 |
| 5.4.6 | Array Sorting Functions | 95 | 37 |
| 5.5 | Generic Intrinsic and Library Procedures | 95 | 38 |
| 5.5.1 | System inquiry intrinsic functions | 95 | 39 |
| 5.5.2 | Array location intrinsic functions | 95 | 40 |
| 5.5.3 | Mapping inquiry subroutines | 96 | 41 |
| 5.5.4 | Bit manipulation functions | 96 | 42 |
| 5.5.5 | Array reduction functions | 96 | 43 |
| 5.5.6 | Array combining scatter functions | 97 | 44 |
| 5.5.7 | Array prefix and suffix functions | 97 | 45 |
| 5.5.8 | Array sort functions | 98 | 46 |
| 5.6 | Specifications of Intrinsic Procedures | 99 | 47 |
| 5.6.1 | ILEN(I) | 99 | 48 |

| | | | |
|----|--------|--|-----|
| 1 | 5.6.2 | MAXLOC(ARRAY, DIM, MASK) | 99 |
| 2 | 5.6.3 | MINLOC(ARRAY, DIM, MASK) | 100 |
| 3 | 5.6.4 | NUMBER_OF_PROCESSORS(DIM) | 102 |
| 4 | 5.6.5 | PROCESSORS_SHAPE() | 102 |
| 5 | 5.7 | Specifications of Library Procedures | 103 |
| 6 | 5.7.1 | ALL_PREFIX(MASK, DIM, SEGMENT, EXCLUSIVE) | 103 |
| 7 | 5.7.2 | ALL_SCATTER(MASK, BASE, INDX1, ..., INDXn) | 103 |
| 8 | 5.7.3 | ALL_SUFFIX(MASK, DIM, SEGMENT, EXCLUSIVE) | 104 |
| 9 | 5.7.4 | ANY_PREFIX(MASK, DIM, SEGMENT, EXCLUSIVE) | 104 |
| 10 | 5.7.5 | ANY_SCATTER(MASK, BASE, INDX1, ..., INDXn) | 105 |
| 11 | 5.7.6 | ANY_SUFFIX(MASK, DIM, SEGMENT, EXCLUSIVE) | 105 |
| 12 | 5.7.7 | COPY_PREFIX(ARRAY, DIM, SEGMENT) | 106 |
| 13 | 5.7.8 | COPY_SCATTER(ARRAY, BASE, INDX1, ..., INDXn, MASK) | 106 |
| 14 | 5.7.9 | COPY_SUFFIX(ARRAY, DIM, SEGMENT) | 107 |
| 15 | 5.7.10 | COUNT_PREFIX(MASK, DIM, SEGMENT, EXCLUSIVE) | 108 |
| 16 | 5.7.11 | COUNT_SCATTER(MASK, BASE, INDX1, ..., INDXn) | 108 |
| 17 | 5.7.12 | COUNT_SUFFIX(MASK, DIM, SEGMENT, EXCLUSIVE) | 109 |
| 18 | 5.7.13 | GRADE_DOWN(ARRAY, DIM) | 109 |
| 19 | 5.7.14 | GRADE_UP(ARRAY, DIM) | 110 |
| 20 | 5.7.15 | HPF_ALIGNMENT(ALIGNEE, LB, UB, STRIDE, AXIS_MAP, IDEN- TITY_MAP, DYNAMIC, NCOPIES) | 112 |
| 22 | 5.7.16 | HPF_TEMPLATE(ALIGNEE, TEMPLATE_RANK, LB, UB, AXIS_TYPE, AXIS_INFO, NUMBER_ALIGNED, DYNAMIC) | 114 |
| 24 | 5.7.17 | HPF_DISTRIBUTION(DISTRIBUTE, AXIS_TYPE, AXIS_INFO, PROCESSORS_RANK, PROCESSORS_SHAPE) | 116 |
| 26 | 5.7.18 | IALL(ARRAY, DIM, MASK) | 118 |
| 27 | 5.7.19 | IALL_PREFIX(ARRAY, DIM, MASK, SEGMENT, EXCLUSIVE) | 119 |
| 28 | 5.7.20 | IALL_SCATTER(ARRAY, BASE, INDX1, ..., INDXn, MASK) | 120 |
| 29 | 5.7.21 | IALL_SUFFIX(ARRAY, DIM, MASK, SEGMENT, EXCLUSIVE) | 120 |
| 30 | 5.7.22 | IANY(ARRAY, DIM, MASK) | 121 |
| 31 | 5.7.23 | IANY_PREFIX(ARRAY, DIM, MASK, SEGMENT, EXCLUSIVE) | 122 |
| 32 | 5.7.24 | IANY_SCATTER(ARRAY, BASE, INDX1, ..., INDXn, MASK) | 122 |
| 33 | 5.7.25 | IANY_SUFFIX(ARRAY, DIM, MASK, SEGMENT, EXCLUSIVE) | 123 |
| 34 | 5.7.26 | IPARITY(ARRAY, DIM, MASK) | 124 |
| 35 | 5.7.27 | IPARITY_PREFIX(ARRAY, DIM, MASK, SEGMENT, EXCLUSIVE) | 125 |
| 36 | 5.7.28 | IPARITY_SCATTER(ARRAY, BASE, INDX1, ..., INDXn, MASK) | 125 |
| 37 | 5.7.29 | IPARITY_SUFFIX(ARRAY, DIM, MASK, SEGMENT, EXCLUSIVE) | 126 |
| 38 | 5.7.30 | LEADZ(I) | 126 |
| 39 | 5.7.31 | MAXVAL_PREFIX(ARRAY, DIM, MASK, SEGMENT, EXCLUSIVE) | 127 |
| 40 | 5.7.32 | MAXVAL_SCATTER(ARRAY, BASE, INDX1, ..., INDXn, MASK) | 128 |
| 41 | 5.7.33 | MAXVAL_SUFFIX(ARRAY, DIM, MASK, SEGMENT, EXCLUSIVE) | 128 |
| 42 | 5.7.34 | MINVAL_PREFIX(ARRAY, DIM, MASK, SEGMENT, EXCLUSIVE) | 129 |
| 43 | 5.7.35 | MINVAL_SCATTER(ARRAY, BASE, INDX1, ..., INDXn, MASK) | 129 |
| 44 | 5.7.36 | MINVAL_SUFFIX(ARRAY, DIM, MASK, SEGMENT, EXCLUSIVE) | 130 |
| 45 | 5.7.37 | PARITY(MASK, DIM) | 131 |
| 46 | 5.7.38 | PARITY_PREFIX(MASK, DIM, SEGMENT, EXCLUSIVE) | 131 |
| 47 | 5.7.39 | PARITY_SCATTER(MASK, BASE, INDX1, ..., INDXn) | 132 |
| 48 | 5.7.40 | PARITY_SUFFIX(MASK, DIM, SEGMENT, EXCLUSIVE) | 132 |

| | | | |
|----------|--|------------|-----------|
| 5.7.41 | POPCNT(I) | 133 | 1 |
| 5.7.42 | POPPAR(I) | 133 | 2 |
| 5.7.43 | PRODUCT_PREFIX(ARRAY, DIM, MASK, SEGMENT, EXCLUSIVE) | 134 | 3 |
| 5.7.44 | PRODUCT_SCATTER(ARRAY, BASE, INDX1, ..., INDXn, MASK) | 134 | 4 |
| 5.7.45 | PRODUCT_SUFFIX(ARRAY, DIM, MASK, SEGMENT, EXCLUSIVE) | 135 | 5 |
| 5.7.46 | SUM_PREFIX(ARRAY, DIM, MASK, SEGMENT, EXCLUSIVE) | 135 | 6 |
| 5.7.47 | SUM_SCATTER(ARRAY, BASE, INDX1, ..., INDXn, MASK) | 136 | 7 |
| 5.7.48 | SUM_SUFFIX(ARRAY, DIM, MASK, SEGMENT, EXCLUSIVE) | 137 | 8 |
| | | | 9 |
| | | | 10 |
| | | | 11 |
| 6 | Extrinsic Procedures | 139 | 12 |
| 6.1 | Overview | 139 | 13 |
| 6.2 | Definition and Invocation of Extrinsic Procedures | 140 | 14 |
| 6.3 | Requirements on the Called Extrinsic Procedure | 142 | 15 |
| | | | 16 |
| 7 | Storage and Sequence Association | 143 | 17 |
| 7.1 | Storage Association | 143 | 18 |
| 7.1.1 | Definitions | 143 | 19 |
| 7.1.2 | Examples of Definitions | 144 | 20 |
| 7.1.3 | Sequence Directives | 145 | 21 |
| 7.1.4 | Storage Association Rules | 146 | 22 |
| 7.1.5 | Storage Association Discussion | 146 | 23 |
| 7.1.6 | Examples of Storage Association | 147 | 24 |
| 7.2 | Argument Passing and Sequence Association | 148 | 25 |
| 7.2.1 | Sequence Association Rules | 149 | 26 |
| 7.2.2 | Discussion of Sequence Association | 149 | 27 |
| 7.2.3 | Examples of Sequence Association | 149 | 28 |
| | | | 29 |
| | | | 30 |
| 8 | Subset High Performance Fortran | 151 | 31 |
| 8.1 | Fortran 90 Features in Subset High Performance Fortran | 151 | 32 |
| 8.2 | Discussion of the Fortran 90 Subset Features | 153 | 33 |
| 8.3 | HPF Features Not in Subset High Performance Fortran | 154 | 34 |
| 8.4 | Discussion of the HPF Extension Subset | 154 | 35 |
| | | | 36 |
| A | Coding Local Routines in HPF and Fortran 90 | 155 | 37 |
| A.1 | Conventions for Local Subprograms | 156 | 38 |
| A.1.1 | Conventions for Calling Local Subprograms | 157 | 39 |
| A.1.2 | Calling Sequence | 157 | 40 |
| A.1.3 | Information Available to the Local Procedure | 158 | 41 |
| A.2 | Local Routines Written in HPF | 158 | 42 |
| A.2.1 | Restrictions | 158 | 43 |
| A.2.2 | Argument Association | 159 | 44 |
| A.2.3 | HPF Local Routine Library | 161 | 45 |
| A.3 | Local Routines Written in Fortran 90 | 164 | 46 |
| A.3.1 | Argument Association | 165 | 47 |
| A.4 | Example HPF Extrinsic Procedures | 165 | 48 |

| | | |
|----|--|------------|
| 1 | B Syntax Rules | 169 |
| 2 | B.2 High Performance Fortran Terms and Concepts | 169 |
| 3 | B.2.3 Syntax of Directives | 169 |
| 4 | B.3 Data Alignment and Distribution Directives | 170 |
| 5 | B.3.2 Syntax of Data Alignment and Distribution Directives | 170 |
| 6 | B.3.3 DISTRIBUTE and REDISTRIBUTE Directives | 170 |
| 7 | B.3.4 ALIGN and REALIGN Directives | 171 |
| 8 | B.3.5 DYNAMIC Directive | 173 |
| 9 | B.3.7 PROCESSORS Directive | 173 |
| 10 | B.3.8 TEMPLATE Directive | 173 |
| 11 | B.3.9 INHERIT Directive | 173 |
| 12 | B.4 Data Parallel Statements and Directives | 173 |
| 13 | B.4.1 The FORALL Statement | 173 |
| 14 | B.4.2 The FORALL Construct | 174 |
| 15 | B.4.3 Pure Procedures | 174 |
| 16 | B.4.4 The INDEPENDENT Directive | 177 |
| 17 | B.6 Extrinsic Procedures | 177 |
| 18 | B.6.2 Definition and Invocation of Extrinsic Procedures | 177 |
| 19 | B.7 Storage and Sequence Association | 177 |
| 20 | B.7.1 Storage Association | 177 |
| 21 | | |
| 22 | C Syntax Cross-reference | 178 |
| 23 | C.1 Nonterminal Symbols That Are Defined | 178 |
| 24 | C.2 Nonterminal Symbols That Are Not Defined | 180 |
| 25 | C.3 Terminal Symbols | 181 |
| 26 | Bibliography | 183 |
| 27 | | |
| 28 | | |
| 29 | | |
| 30 | | |
| 31 | | |
| 32 | | |
| 33 | | |
| 34 | | |
| 35 | | |
| 36 | | |
| 37 | | |
| 38 | | |
| 39 | | |
| 40 | | |
| 41 | | |
| 42 | | |
| 43 | | |
| 44 | | |
| 45 | | |
| 46 | | |
| 47 | | |
| 48 | | |

1
2
3
4
5
6
7
8
9
10
11
12
13
14
15
16
17
18
19
20
21
22
23
24
25
26
27
28
29
30
31
32
33
34
35
36
37
38
39
40
41
42
43
44
45
46
47
48

Acknowledgments

Since its introduction over three decades ago, Fortran has been the language of choice for scientific programming for sequential computers. Exploiting the full capability of modern architectures, however, increasingly requires more information than ordinary FORTRAN 77 or Fortran 90 programs provide. This information applies to such areas as:

- Opportunities for parallel execution;
- Type of available parallelism — MIMD, SIMD, or some combination;
- Allocation of data among individual processor memories; and
- Placement of data within a single processor.

The High Performance Fortran Forum (HPFF) was founded as a coalition of industrial and academic groups working to suggest a set of standard extensions to Fortran to provide the necessary information. Its intent was to develop extensions to Fortran that provide support for high performance programming on a wide variety of machines, including massively parallel SIMD and MIMD systems and vector processors. From its beginning, HPFF included most vendors delivering parallel machines, a number of government laboratories, and many university research groups. Public input was encouraged to the greatest extent possible. The result of this project is this document, intended to be a language specification portable from workstations to massively parallel supercomputers while being able to express the algorithms needed to achieve high performance on specific architectures.

Technical development was carried out by subgroups, and was reviewed by the full committee. Many people served in positions of responsibility:

- Ken Kennedy, Convener and Meeting Chair;
- Charles Koelbel, Executive Director and Head of the FORALL Subgroup;
- Mary Zosel, Head of the Fortran 90 and Storage Association Subgroup;
- Guy Steele, Head of the Data Distribution Subgroup;
- Rob Schreiber, Head of the Intrinsic Subgroup;
- Bob Knighten, Head of the Parallel I/O Subgroup;
- Marc Snir, Head of the Extrinsic Subgroup;
- Joel Williamson and Marina Chen, Heads of the Subroutine Interface Subgroup; and
- David Loveman, Editor.

Geoffrey Fox convened the first HPFF meeting with Ken Kennedy and subsequently led a group to develop benchmarks for HPF. In addition, Clemens-August Thole organized a complementary group in Europe and was instrumental in making this an international effort. Charles Koelbel took notes during every meeting and produced detailed minutes,

including summaries of the discussions, that were invaluable to the subgroup heads in preparing successive revisions to the draft proposal. Guy Steele developed L^AT_EX macros for a variety of tasks, including formatting BNF grammar, Fortran code and pseudocode, and commentary material; the document would have been much less aesthetically pleasing without his efforts.

Many companies, universities, and other entities supported their employees' attendance at the HPFF meetings, both directly and indirectly. The following organizations were represented at two or more meetings by the following individuals (not including those present at the first HPFF meeting in January of 1992, for which there is no accurate attendee list):

| | | |
|--|--|----|
| Alliant Computer Systems Corporation | David Reese | 10 |
| Amoco Production Company | Jerrold Wagener, Rex Page | 11 |
| Applied Parallel Research | John Levesque, Rony Sawdayi, Gene Wagenbreth | 12 |
| Archipel | Jean-Laurent Philippe | 13 |
| CONVEX Computer Corporation | Joel Williamson | 14 |
| Cornell Theory Center | David Presberg | 15 |
| Cray Research, Inc. | Tom MacDonald, Andy Meltzer | 16 |
| Digital Equipment Corporation | David Loveman | 17 |
| Fujitsu America | Siamak Hassanzadeh, Ken Muira | 18 |
| Fujitsu Laboratories | Hidetoshi Iwashita | 19 |
| GMD-11.T, Sankt Augustin | Clemens-August Thole | 20 |
| Hewlett Packard | Maureen Hoffert, Tin-Fook Ngai, Richard Schooler | 21 |
| IBM | Alan Adamson, Randy Scarborough, Marc Snir, Kate Stewart | 22 |
| Institute for Computer Applications in Science & Engineering ... | Piyush Mehrotra | 23 |
| Intel Supercomputer Systems Division | Bob Knighten | 24 |
| Lahey Computer | Lev Dyadkin, Richard Fuhler, Thomas Lahey, Matt Snyder | 25 |
| Lawrence Livermore National Laboratory | Mary Zosel | 26 |
| Los Alamos National Laboratory | Ralph Brickner, Margaret Simmons | 27 |
| Louisiana State University | J. Ramanujam | 28 |
| MasPar Computer Corporation | Richard Swift | 29 |
| Meiko, Inc. | James Cownie | 30 |
| nCUBE, Inc. | Barry Keane, Venkata Konda | 31 |
| Ohio State University | P. Sadayappan | 32 |
| Oregon Graduate Institute of Science and Technology | Robert Babb II | 33 |
| The Portland Group, Inc. | Vince Schuster | 34 |
| Research Institute for Advanced Computer Science | Robert Schreiber | 35 |
| Rice University | Ken Kennedy, Charles Koelbel | 36 |
| Schlumberger | Peter Highnam | 37 |
| Shell | Don Heller | 38 |
| State University of New York at Buffalo | Min-You Wu | 39 |
| SunPro and Sun Microsystems | Prakash Narayan, Douglas Walls | 40 |
| Syracuse University | Alok Choudhary, Tom Haupt | 41 |
| TNO-TU Delft | Edwin Paalvast, Henk Sips | 42 |
| Thinking Machines Corporation | Jim Bailey, Richard Shapiro, Guy Steele | 43 |
| United Technologies Corporation | Richard Shapiro | 44 |
| University of Stuttgart | Uwe Geuder, Bernhard Woerner, Roland Zink | 45 |
| University of Southampton | John Merlin | 46 |
| University of Vienna | Barbara Chapman, Hans Zima | 47 |
| Yale University | Marina Chen, Aloke Majumdar | 48 |

1 Many people contributed sections to the final language specification and HPF Journal
2 of Development, including Alok Choudhary, Geoffrey Fox, Tom Haupt, Maureen Hoffert,
3 Ken Kennedy, Robert Knighten, Charles Koelbel, David Loveman, Piyush Mehrotra, John
4 Merlin, Tin-Fook Ngai, Rex Page, Sanjay Ranka, Robert Schreiber, Richard Shapiro, Marc
5 Snir, Matt Snyder, Guy Steele, Richard Swift, Min-You Wu, and Mary Zosel. Many others
6 contributed shorter passages and examples and corrected errors.

7 Because public input was encouraged on electronic mailing lists, it is difficult, if not
8 impossible, to identify all of those who contributed to the discussions; the entire mailing list
9 was well over 500 names long. The following list includes some of the active participants in
10 the HPPF process not mentioned above:

| | | | |
|----|----------------------|-------------------|------------------------|
| 11 | N. Arunasalam | Werner Assmann | Marc Baber |
| 12 | Babak Bagheri | Vasanth Bala | Jason Behm |
| 13 | Peter Belmont | Mike Bernhardt | Keith Bierman |
| 14 | Christian Bishop | John Bolstad | William Camp |
| 15 | Duane Carbon | Richard Carpenter | Brice Cassenti |
| 16 | Doreen Cheng | Mark Christon | Fabien Coelho |
| 17 | Robert Corbett | Bill Crutchfield | J. C. Diaz |
| 18 | James Demmel | Alan Egolf | Bo Einarsson |
| 19 | Pablo Elustondo | Robert Ferrell | Rhys Francis |
| 20 | Hans-Hermann Frese | Steve Goldhaber | Brent Gorda |
| 21 | Rick Gorton | Robert Halstead | Reinhard von Hanxleden |
| 22 | Hiroki Honda | Carol Hoover | Steven Huss-Lederman |
| 23 | Ken Jacobsen | Elaine Jacobson | Behm Jason |
| 24 | Alan Karp | Ronan Keryell | Anthony Kimball |
| 25 | Ross Knippe | Bruce Knobe | David Kotz |
| 26 | Ed Krall | Tom Lake | Peter Lawrence |
| 27 | Bryan Lawver | Bruce Leasure | Stewart Levin |
| 28 | David Levine | Theodore Lewis | Woody Lichtenstein |
| 29 | Ruth Lovely | Doug MacDonald | Raymond Man |
| 30 | Stephen Mark | Philippe Marquet | Jeanne Martin |
| 31 | Oliver McBryan | Charlie McDowell | Michael Metcalf |
| 32 | Charles Mosher | Len Moss | Lenore Mullin |
| 33 | Yoichi Muraoka | Bernie Murray | Vicki Newton |
| 34 | Dale Nielsen | Kayutov Nikolay | Steve O'Neale |
| 35 | Jeff Painter | Cherri Pancake | Harvey Richardson |
| 36 | Bob Riley | Kevin Robert | Ron Schmucker |
| 37 | J.L. Schonfelder | Doug Scofield | David Serafini |
| 38 | G.M. Sigut | Anthony Skjellum | Niraj Srivastava |
| 39 | Paul St.Pierre | Nick Stanford | Mia Stephens |
| 40 | Jaspal Subhlok | Xiaobai Sun | Hanna Szoke |
| 41 | Bernard Tourancheau | Anna Tsao | Alex Vasilevsky |
| 42 | Stephen Vavasis | Arthur Veen | Brian Wake |
| 43 | Ji Wang | Karen Warren | D.C.B. Watson |
| 44 | Matthijs van Waveren | Robert Weaver | Fred Webb |
| 45 | Stephen Whitley | Michael Wolfe | Fujio Yamamoto |
| 46 | Marco Zagha | | |

47 The following organizations made the language draft available by anonymous FTP
48 access and/or mail servers: AT&T Bell Laboratories, Cornell Theory Center, GMD-I1.T

(Sankt Augustin), Oak Ridge National Laboratory, Rice University, Syracuse University, and Thinking Machines Corporation. These outlets were instrumental in distributing the document.

The High Performance Fortran Forum also received a great deal of volunteer effort in nontechnical areas. Theresa Chatman and Ann Redelfs were responsible for most of the meeting planning and organization, including the first HPFF meeting, which drew over 125 people. Shaun Bonton, Rachele Harless, Rhonda Perales, Seryu Patel, and Daniel Swint helped with many logistical details. Danny Powell spent a great deal of time handling the financial details of the project. Without these people, it is unlikely that HPF would have been completed.

HPFF operated on a very tight budget (in reality, it had no budget when the first meeting was announced). The first meeting in Houston was entirely financed from the conferences budget of the Center for Research on Parallel Computation, an NSF Science and Technology Center. DARPA and NSF have supported research at various institutions that have made a significant contribution towards the development of High Performance Fortran. Their sponsored projects at Rice, Syracuse, and Yale Universities were particularly influential in the HPFF process. Support for several European participants was provided by ESPRIT through projects P6643 (PPPE) and P6516 (PREPARE).

1
2
3
4
5
6
7
8
9
10
11
12
13
14
15
16
17
18
19
20
21
22
23
24
25
26
27
28
29
30
31
32
33
34
35
36
37
38
39
40
41
42
43
44
45
46
47
48

Section 1

Overview

This document specifies the form and establishes the interpretation of programs expressed in the High Performance Fortran (HPF) language. It is designed as a set of extensions and modifications to the established International Standard for Fortran (ISO/IEC 1539:1991(E) and ANSI X3.198-1992), informally referred to as “Fortran 90” ([12]). Many sections of this document reference related sections of the Fortran 90 standard to facilitate its incorporation into new standards, should ISO and national standards committees deem that desirable.

1.1 Goals and Scope of High Performance Fortran

The goals of HPF, as defined at an early HPFF meeting, were to define language extensions and feature selection for Fortran supporting:

- Data parallel programming (defined as single threaded, global name space, and loosely synchronous parallel computation);
- Top performance on MIMD and SIMD computers with non-uniform memory access costs (while not impeding performance on other machines); and
- Code tuning for various architectures.

The `FORALL` construct and several new intrinsic functions were designed primarily to meet the first goal, while the data distribution features and some other directives are targeted toward the second goal. Extrinsic procedures allow access to low-level programming in support of the third goal, although performance tuning using the other features is also possible.

A number of subsidiary goals were also established:

- Deviate minimally from other standards, particularly those for `FORTRAN 77` and `Fortran 90`;
- Keep the resulting language simple;
- Define open interfaces to other languages and programming styles;
- Provide input to future standards activities for Fortran and C;
- Encourage input from the high performance computing community through widely distributed language drafts;

- Produce validation criteria; 1
- Present the final proposals in November 1992 and accept the final draft in January 1993; 2
- Make compiler availability feasible in the near term with demonstrated performance on an HPF test suite; and 3
- Leave an evolutionary path for research. 4

These goals were quite aggressive when they were adopted in March 1992, and led to a number of compromises in the final language. In particular, support for explicit MIMD computation, message-passing, and synchronization was limited due to the difficulty in forming a consensus among the participants. We hope that future efforts will address these important issues. 5

1.2 Fortran 90 Binding 6

HPF is an extension of Fortran 90. The array calculation and dynamic storage allocation features of Fortran 90 make it a natural base for HPF. The new HPF language features fall into four categories with respect to Fortran 90: 7

- New directives; 8
- New language syntax; 9
- Library routines; and 10
- Language restrictions. 11

The new directives are structured comments that suggest implementation strategies or assert facts about a program to the compiler. They may affect the efficiency of the computation performed, but do not change the value computed by the program. The form of the HPF directives has been chosen so that a future Fortran standard may choose to include these features as full statements in the language by deleting the initial comment header. 12

A few new language features, including the **FORALL** statement and a few intrinsic functions, are also defined. They were made first-class language constructs rather than comments because they can affect the interpretation of a program, for example by returning a value used in an expression. These are proposed as direct extensions to the Fortran 90 syntax and interpretation. 13

The HPF library of computational functions defines a standard interface to routines that have proven valuable for high performance computing including additional reduction functions, combining scatter functions, prefix and suffix functions, and sorting functions. 14

Full support of Fortran sequence and storage association is not compatible with the data distribution features of HPF. Some restrictions on the use of sequence and storage association are defined. These restrictions may in turn require insertion of HPF directives into standard Fortran 90 programs in order to preserve correct semantics. 15

1.3 New Features in High Performance Fortran

HPF extends Fortran 90 in several areas, including:

- Data distribution features;
- Data parallel execution features;
- Extended intrinsic functions and standard library;
- **EXTRINSIC** procedures;
- Changes in sequence and storage association.

In addition, a subset of HPF suitable for earlier implementation is defined. The following subsections give short overviews of these areas.

In addition to the features that became part of HPF, the HPFF committee considered and rejected many proposals. Suggestions that the committee considered particularly promising for future language efforts to pursue have been collected in a companion document, the HPF Journal of Development [14]. Section 1.7 below gives an overview of this document.

1.3.1 Data Distribution Features

Modern parallel and sequential architectures attain their highest speed when the data accessed exhibits locality of reference. The sequential storage order implied by FORTRAN 77 and Fortran 90 often conflicts with the locality demanded by the architecture. To avoid this, HPF includes features which describe the collocation of data (**ALIGN**) and the partitioning of data among memory regions or abstract processors (**DISTRIBUTE**). Compilers may interpret these annotations to improve storage allocation for data, subject to the constraint that semantically every data object has a single value at any point in the program. In all cases, users should expect the compiler to arrange the computation to minimize communication while retaining parallelism. Section 3 describes the distribution features.

1.3.2 Data Parallel Execution Features

To express parallel computation explicitly, HPF offers a new statement and a new directive. The **FORALL** construct expresses assignments to sections of arrays; it is similar in many ways to the array assignment of Fortran 90, but allows more general sections and computations to be specified. The **INDEPENDENT** directive asserts that the statements in a particular section of code do not exhibit any sequentializing dependences; when properly used, it does not change the semantics of the construct, but may provide more information to the language processor to allow optimizations. Section 4 describes these features.

1.3.3 Extended Intrinsic Functions and Standard Library

Experience with massively parallel machines has identified several basic operations that are very valuable in parallel algorithm design. The Fortran 90 array intrinsics anticipated some of these, but not all. HPF adds several classes of parallel operations to the language definition as intrinsic functions and as standard library functions. In addition, several system inquiry functions useful for controlling parallel execution are provided in HPF. Section 5 describes these functions and subroutines.

1.3.4 Extrinsic Procedures

Because HPF is designed as a high-level, machine-independent language, there are certain operations that are difficult or impossible to express directly. For example, many applications benefit from finely-tuned systolic communications on certain machines; HPF's global address space does not express this well. Extrinsic procedures define an explicit interface to procedures written in other paradigms, such as explicit message-passing subroutine libraries. Section 6 describes this interface. Annex A gives a specific interface for HPF_LOCAL routines and for Fortran 90.

1.3.5 Sequence and Storage Association

A goal of HPF was to maintain compatibility with Fortran 90. Full support of Fortran sequence and storage association, however, is not compatible with the goal of high performance through distribution of data in HPF. Some forms of associating subprogram dummy arguments with actual values make assumptions about the sequence of values in physical memory which may be incompatible with data distribution. Certain forms of **EQUIVALENCE** statements are recognized as requiring a modified storage association paradigm. In both cases, HPF provides a directive to assert that full sequence and storage association for affected variables must be maintained. In the absence of such explicit directives, reliance on the properties of association is not allowed. An optimizing compiler may then choose to distribute any variables across processor memories in order to improve performance. To protect program correctness, a given implementation should provide a mechanism to ensure that all such default optimization decisions are consistent across an entire program. Section 7 describes the restrictions and directives related to storage and sequence association.

1.4 Fortran 90 and Subset HPF

An important goal for HPF is early compiler availability. Because full Fortran 90 compilers may not be available in a timely fashion on all platforms and implementation of some HPF features is more complex than others, we have defined Subset HPF. Users who are most concerned about multi-machine portability may choose to stay within this subset initially. This subset language includes the Fortran 90 array language, dynamic storage allocation, and long names as well as the MIL-STD-1753 features ([27]), which are already commonly used with FORTRAN 77 programs. The subset does not include features of Fortran 90, such as generic functions and free source form, that are not closely related to high performance on parallel machines. Section 8 describes Subset HPF.

1.5 Notation

This document uses the same notation as the Fortran 90 standard. In particular, the same conventions are used for syntax rules. BNF descriptions of language features are given in the style used in the Fortran 90 standard. To distinguish HPF syntax rules from Fortran 90 rules, each HPF rule has an identifying number of the form $Hsnn$, where s is a one-digit major section number and nn is a one- or two-digit sequence number. The syntax rules are also collected in Annex B. Nonterminals not defined in this document are defined in the Fortran 90 standard. Also note that certain technical terms such as "storage unit" are defined by the Fortran 90 standard; Annex C identifies the Fortran 90 rules defining these nonterminals. References in parentheses in the text refer to the Fortran 90 standard.

1 *Rationale.* Throughout this document, material explaining the rationale for including
2 features, choosing particular feature definitions, and other decisions is set off in this
3 format. Readers interested in the language definition only may wish to skip these
4 sections, while readers interested in language design may want to read them more
5 carefully. (*End of rationale.*)
6

7 *Advice to users.* Throughout this document, material that is primarily commentary
8 for users (including most examples of syntax and interpretation) is set off in this
9 format. Readers interested in technical material only may wish to skip these sections,
10 while readers wanting a more basic approach may want to read them more carefully.
11 (*End of advice to users.*)
12

13 *Advice to implementors.* Throughout this document, material that is primarily
14 commentary for implementors is set off in this format. Readers interested in the
15 language definition only may wish to skip these sections, while readers interested in
16 compiler implementation may want to read them more carefully. (*End of advice to*
17 *implementors.*)
18

19 1.6 HPF-Conforming and Subset-Conforming

20
21
22 An executable program is HPF-conforming if it uses only those forms and relationships
23 described in this document and if the program has an interpretation according to this
24 document. A program unit is HPF-conforming if it can be included in an executable program
25 in a manner that allows the executable program to be HPF-conforming.

26 An executable program is Subset-conforming if it uses only the forms and relationships
27 described in this document for Subset HPF (Section 8) and if it has an interpretation
28 under the constraints of Subset HPF. A program unit is Subset-conforming if it can be
29 included in an executable program in a manner that allows the executable program to be
30 Subset-conforming.

31 (The above definitions were adapted from the Fortran 90 standard.)
32

33 1.7 Journal of Development

34
35
36 The HPFF committee considered many proposals, and rejected some that had merit due
37 to external factors (such as lack of agreement in committee). The most promising of these
38 features were collected in the HPF Journal of Development [14]. This section summarizes
39 some of the more detailed proposals.
40

41 1.7.1 VIEW Directive

42
43 One proposal suggested a directive for relating processor arrangements to each other. This
44 ability is extremely useful in certain applications which use interacting one- and two-
45 dimensional arrays, and has applications for problems consisting of several disjoint data-
46 parallel parts. This feature was carefully discussed, and the committee felt that it was
47 important; however, questions of its implementation complexity eventually caused its rejec-
48 tion.

1.7.2 Nested WHERE Statements

One proposal suggested allowing **WHERE** statements and constructs to be nested within each other. The committee felt that the feature was useful, but declined to include it in HPF because they felt it was too large a change to make to the base language.

1.7.3 EXECUTE-ON-HOME and LOCAL-ACCESS Directives

One proposal suggested a method for specifying the processor(s) to execute a given statement. The same proposal suggested a method for identifying data references which would be mapped to the same processor. In essence, both methods added new directives similar to **INDEPENDENT** (see Section 4.4). Like **INDEPENDENT**, these directives provided information that a compiler might find useful in optimizing the program. Although the committee felt this was an important area to investigate, the proposals were rejected due to technical flaws.

1.7.4 Elemental Reference of Pure Procedures

One proposal suggested allowing elemental invocation of pure procedures (see Section 4.3) under certain conditions. The essential idea was that functions with scalar arguments which could be guaranteed to have no side effects could be invoked elementally, as are intrinsic functions such as **SIN**. The proposal was rejected in a narrow vote, in part because it was seen as too large a change to Fortran 90. After its rejection, the committee voted unanimously to recommend that the ANSI X3J3 committee consider user-defined elemental functions for a future version of Fortran.

1.7.5 Parallel I/O

HPF is primarily designed to obtain high performance on massively parallel computers. Such massively parallel machines also need massively parallel input and output. Accordingly, there were three major proposals to include explicitly parallel I/O features in HPF, as well as several minor variations on the same theme. After much debate, HPFF voted *not* to include I/O extensions in the first version of HPF. Arguments for this position included:

- The diversity of current parallel I/O systems does not suggest any portable abstraction of I/O useful in a language model.
- Fortran I/O is already highly expressive.
- The HPF compiler can optimize the I/O when writing distributed arrays without any extensions to the source language.
- The management of distributed files (and their implementation) is a matter for the operating system, not the language.

Moreover the current lack of extensions does *not* limit features that may be added by system vendors. In particular:

- Vendors are allowed to implement any I/O extensions to the language they may wish. Indeed this would be impossible to prevent. There are simply no special I/O mechanisms mandated by HPF.

- The HPF run-time system may use whatever facilities the operating system provides for accessing “high performance” files, though the HPF language contains no I/O extensions that specifically describe such access.

1.8 Organization of this Document

Section 1, this section, presents an overview of HPF.

Section 2 sets out some basics of HPF, including:

- The reasons for using Fortran 90 as a base language;
- A partial cost model for HPF programs; and
- Lexical rules for HPF directives.

Section 3 describes the facilities for data partitioning in HPF. These include:

- The distribution model;
- Features for distributing array elements among processors;
- Features for aligning array elements which are accessed together; and
- Features for mapping `ALLOCATABLE` arrays, pointers, and dummy procedure arguments.

Section 4 describes the explicitly parallel statement types in HPF. These include:

- The single- and multi-statement forms of the `FORALL` parallel construct;
- Pure functions callable from within `FORALL`; and
- The `INDEPENDENT` assertion for loops.

Section 5 describes new standard functions available in HPF. These include:

- Inquiry intrinsic functions to check system and data partitioning status;
- New computational intrinsic functions and extensions to existing intrinsic functions; and
- A standard library of computational and inquiry functions.

Section 6 describes extrinsic procedures in HPF, particularly the `EXTRINSIC` procedure interface. The material in Annex A builds on this interface.

Section 7 describes the treatment of sequence and storage association in HPF. This includes:

- Limitations on storage association of explicitly distributed variables; and
- Limitations on sequence association of explicitly distributed variables.

Section 8 describes Subset HPF, which may be implemented more quickly than full HPF. This includes:

- A list of Fortran 90 features that are in Subset HPF;
- A list of HPF features that are *not* in Subset HPF; and
- Discussions of why these decisions were made.

Annex A describes a binding for a local execution model for use as an **EXTRINSIC** option. The model implements the Single Program Multiple Data programming paradigm, which has wide (but not universal) applicability.

Annex B collects the grammar and syntactic constraints for HPF defined in the main text of this document.

Annex C cross-references the BNF terminals and nonterminals defined and used in this document.

The Bibliography provides references to various HPF sources:

- Fortran standards;
- Fortran implementations;
- Books about Fortran 90; and
- Technical papers.

1
2
3
4
5
6 **Section 2**
7

8
9
10 **High Performance Fortran**
11 **Terms and Concepts**
12
13
14
15

16 This Section presents some rationale for the selection of Fortran 90 as HPF's base language,
17 HPF's model of computation, and the high level syntax and lexical rules for HPF directives.
18

19 **2.1 Fortran 90**
20

21 The facilities for array computation in Fortran 90 make it particularly suitable for program-
22 ming scientific and engineering numerical calculations on high performance computers. In-
23 deed, some of these facilities are already supported in compilers from a number of vendors.
24 The introductory overview in the Fortran 90 standard states:
25

26 *Operations for processing whole arrays and subarrays (array sections) are*
27 *included in the language for two principal reasons: (1) these features provide a*
28 *more concise and higher level language that will allow programmers more quickly*
29 *and reliably to develop and maintain scientific/engineering applications, and*
30 *(2) these features can significantly facilitate optimization of array operations on*
31 *many computer architectures.*

32 — Fortran Standard (page xiii)
33

34 Other features of Fortran 90 that improve upon the features provided in FORTRAN 77
35 include:
36

- 37
- 38 • Additional storage classes of objects. The new storage classes such as allocatable,
39 automatic, and assumed-shape objects as well as the pointer facility of Fortran 90 add
40 significantly to those of FORTRAN 77 and should reduce the use of FORTRAN 77
41 constructs that can lead to less than full computational speed on high performance
42 computers, such as **EQUIVALENCE** between array objects, **COMMON** definitions with non-
43 identical array definitions across subprograms, and array reshaping transformations
44 between actual and dummy arguments.
 - 45 • Support for a modular programming style. The module facilities of Fortran 90 enable
46 the use of data abstractions in software design. These facilities support the specifica-
47 tion of modules, including user-defined data types and structures, defined operators
48 on those types, and generic procedures for implementing common algorithms to be

used on a variety of data structures. In addition to modules, the definition of interface blocks enables the application programmer to specify subprogram interfaces explicitly, allowing a high quality compiler to use the information specified to provide better checking and optimization at the interface to other subprograms.

- Additional intrinsic procedures. Fortran 90 includes the definition of a large number of new intrinsic procedures. Many of these support mathematical operations on arrays, including the construction and transformation of arrays. Also, there are numerical accuracy intrinsic procedures designed to support numerical programming, and bit manipulation intrinsic procedures derived from MIL-STD-1753.

HPF conforms to Fortran 90 except for additional restrictions placed on the use of storage and sequence association. Because of the effort involved in producing a full Fortran 90 compiler, HPF is defined at two levels: Subset HPF and full HPF. Subset HPF is a subset of Fortran 90 with a subset of the HPF extensions. HPF is Fortran 90 (with the restrictions noted in Section 7) with all of the HPF language features.

2.2 The HPF Model

An important goal of HPF is to achieve code portability across a variety of parallel machines. This requires not only that HPF programs compile on all target machines, but also that a highly-efficient HPF program on one parallel machine be able to achieve reasonably high efficiency on another parallel machine with a comparable number of processors. Otherwise, the effort spent by a programmer to achieve high performance on one machine would be wasted when the HPF code is ported to another machine. Although SIMD processor arrays, MIMD shared-memory machines, and MIMD distributed-memory machines use very different low-level primitives, there is broad similarity with respect to the fundamental factors that affect the performance of parallel programs on these machines. Thus, achieving high efficiency across different parallel machines with the same high level HPF program is a feasible goal. While describing a full execution model is beyond the scope of this language specification, we focus here on two fundamental factors and show how HPF relates to them:

- The parallelism inherent in a computation; and
- The communication inherent in a computation.

The quantitative cost associated with each of these factors is machine dependent; vendors are strongly encouraged to publish estimates of these costs in their system documentation. Note that, like any execution model, these may not reflect all of the factors relevant to performance on a particular architecture.

The parallelism in a computation can be expressed in HPF by the following constructs:

- Fortran 90 array expressions and assignment (including masked assignment in the `WHERE` statement);
- Array intrinsics, including both the Fortran 90 intrinsics and the new intrinsic functions;
- The `FORALL` statement; and
- The `INDEPENDENT` assertion on `DO` loops.

1 These features allow a user to specify explicitly potential data parallelism in a machine-
 2 independent fashion. The purpose of this section is to clarify some of the performance
 3 implications of these features, particularly when they are combined with the HPF data
 4 distribution features. In addition, **EXTRINSIC** procedures provide an escape mechanism in
 5 HPF to allow the use of efficient machine-specific primitives by using another programming
 6 paradigm. Because the resulting model of computation is inherently outside the realm of
 7 data-parallel programming, we will not discuss this feature further in this section.

8 A compiler may choose not to exploit information about parallelism, for example be-
 9 cause of lack of resources or excessive overhead. In addition, some compilers may detect
 10 parallelism in sequential code by use of dependence analysis. This document does not
 11 discuss such techniques.

12 The interprocessor or inter-memory data communication that occurs during the execu-
 13 tion of an HPF program is partially determined by the HPF data distribution directives in
 14 Section 3. The compiler will determine the actual mapping of data objects to the physical
 15 machine and will be guided in this by the directives. The actual mapping and the com-
 16 putation specified by the program determine the needed actual communication, and the
 17 compiler will generate the code required to perform it. In general, if two data references
 18 in an expression or assignment are mapped to different processors or memory regions then
 19 communication is required to bring them together. The following examples illustrate how
 20 this may occur.

21 Clearly, there is a tradeoff between parallelism and communication. If all the data are
 22 mapped to one processor's local memory, then a sequential computation with no commu-
 23 nication is possible, although the memory of one processor may not suffice to store all the
 24 program's data. Alternatively, mapping data to multiple processors' local memories may
 25 permit computational parallelism but also may introduce communications overhead. The
 26 optimal resolution of such conflicts is very dependent on the architecture and underlying
 27 system software.

28 The following examples illustrate simple cases of communication, parallelism, and their
 29 interaction. Note that the examples are chosen for illustration and do not necessarily reflect
 30 efficient data layouts or computational methods for the program fragments shown. Rather,
 31 the intent is to derive lower bounds on the amount of communication that are needed to
 32 implement the given computations as they are written. This gives some indication of the
 33 maximum possible efficiency of the computations on any parallel machine. A particular
 34 system may not achieve this efficiency due to analysis limitations, or may disregard these
 35 bounds if other factors determine the performance of the code.

36 2.2.1 Simple Communication Examples

37 The following examples illustrate the communication requirements of scalar assignment
 38 statements. The purpose is to illustrate the implications of data distribution specifica-
 39 tions on communication requirements for parallel execution. The explanations given do not
 40 necessarily reflect the actual compilation process.

41 Consider the following statements:

```
42
43
44     REAL a(1000), b(1000), c(1000), x(500), y(0:501)
45     INTEGER inx(1000)
46     !HPF$ PROCESSORS procs(10)
47     !HPF$ DISTRIBUTE (BLOCK) ONTO procs :: a, b, inx
48     !HPF$ DISTRIBUTE (CYCLIC) ONTO procs :: c
```

```

!HPF$ ALIGN x(i) WITH y(i+1)
...
a(i) = b(i)           ! Assignment 1
x(i) = y(i+1)        ! Assignment 2
a(i) = c(i)           ! Assignment 3
a(i) = a(i-1) + a(i) + a(i+1) ! Assignment 4
c(i) = c(i-1) + c(i) + c(i+1) ! Assignment 5
x(i) = y(i)           ! Assignment 6
a(i) = a(inx(i)) + b(inx(i)) ! Assignment 7

```

In this example, the `PROCESSORS` directive specifies a linear arrangement of 10 processors. The `DISTRIBUTE` directives recommend to the compiler that the arrays `a`, `b`, and `inx` should be distributed among the 10 processors with blocks of 100 contiguous elements per processor. The array `c` is to be cyclically distributed among the processors with `c(1)`, `c(11)`, `...`, `c(991)` mapped onto processor `procs(1)`; `c(2)`, `c(12)`, `...`, `c(992)` mapped onto processor `procs(2)`; and so on. The complete mapping of arrays `x` and `y` onto the processors is not specified, but their relative alignment is indicated by the `ALIGN` directive. The `ALIGN` statement causes `x(i)` and `y(i+1)` to be stored on the same processor for all values of `i`, regardless of the actual distribution chosen by the compiler for `x` and `y` (`y(0)` and `y(1)` are not aligned with any element of `x`). The `PROCESSORS`, `DISTRIBUTE`, and `ALIGN` directives are discussed in detail in Section 3.

In Assignment 1 (`a(i) = b(i)`), the identical distribution of `a` and `b` ensures that for all `i`, `a(i)` and `b(i)` are mapped to the same processor. Therefore, the statement requires no communication.

In Assignment 2 (`x(i) = y(i+1)`), there is no inherent communication. In this case, the relative alignment of the two arrays matches the assignment statement for any actual distribution of the arrays.

Although Assignment 3 (`a(i) = c(i)`) looks very similar to the first assignment, the communication requirements are very different due to the different distributions of `a` and `c`. Array elements `a(i)` and `c(i)` are mapped to the same processor for only 10% of the possible values of `i`. (This can be seen by inspecting the definitions of `BLOCK` and `CYCLIC` in Section 3.) The elements are located on the same processor if and only if $\lfloor (i-1)/100 \rfloor = (i-1) \bmod 10$. For example, the assignment involves no inherent communication (i.e., both `a(i)` and `c(i)` are on the same processor) if $i = 1$ or $i = 102$, but does require communication if $i = 2$.

In Assignment 4 (`a(i) = a(i-1) + a(i) + a(i+1)`), the references to array `a` are all on the same processor for about 98% of the possible values of `i`. The exceptions to this are $i = 100k$ for any $k = 1, 2, \dots, 9$, (when `a(i)` and `a(i-1)` are on `procs(k)` and `a(i+1)` is on `procs(k+1)`) and $i = 100k + 1$ for any $k = 1, 2, \dots, 9$ (when `a(i)` and `a(i+1)` are on `procs(k+1)` and `a(i-1)` is on `procs(k)`). Thus, except for “boundary” elements on each processor, this statement requires no inherent communication.

Assignment 5, `c(i) = c(i-1) + c(i) + c(i+1)`, while superficially similar to Assignment 4, has very different communication behavior. Because the distribution of `c` is `CYCLIC` rather than `BLOCK`, the three references `c(i)`, `c(i-1)`, and `c(i+1)` are mapped to three distinct processors for any value of `i`. Therefore, this statement requires communication for at least two of the right-hand side references, regardless of the implementation strategy.

The final two assignments have very limited information regarding the communication requirements. In Assignment 6 (`x(i) = y(i)`) the only information available is that `x(i)`

and $y(i+1)$ are on the same processor; this has no logical consequences for the relationship between $x(i)$ and $y(i)$. Thus, nothing can be said regarding communication in the statement without further information. In Assignment 7 ($a(i) = a(\text{inx}(i)) + b(\text{inx}(i))$), it can be proved that $a(\text{inx}(i))$ and $b(\text{inx}(i))$ are always mapped to the same processor. Similarly, it is easy to deduce that $a(i)$ and $\text{inx}(i)$ are mapped together. Without knowledge of the values stored in inx , however, the relation between $a(i)$ and $a(\text{inx}(i))$ is unknown, as is the relationship between $a(i)$ and $b(\text{inx}(i))$.

The inherent communication for a sequence of assignment statements is the union of the communication requirements for the individual statements. An array element used in several statements contributes to the total inherent (i.e. minimal) communication only once (assuming an optimizing compiler that eliminates common subexpressions), unless the array element may have been changed since its last use. For example, consider the code below:

```

13      REAL a(1000), b(1000), c(1000)
14      !HPF$ PROCESSORS procs(10)
15      !HPF$ DISTRIBUTE (CYCLIC) ONTO procs :: a, b, c
16      ...
17      a(i) = b(i+2)           ! Statement 1
18      b(i) = c(i+3)           ! Statement 2
19      b(i+2) = 2 * a(i+2)     ! Statement 3
20      c(i) = a(i+1) + b(i+2) + c(i+3) ! Statement 4

```

Statements 1 and 2 each require one array element to be communicated for any value of i . Statement 3 has no inherent communication. To simplify the discussion, assume that all four statements are executed on the processor storing the array element being assigned.¹ Then, for Statement 4:

- Element $a(i+1)$ induces communication, since it is not local and was not communicated earlier;
- Element $b(i+2)$ induces communication, since it is nonlocal and has changed since its last use; and
- Element $c(i+3)$ *does not* induce new communication, since it was used in statement 2 and not changed since.

Thus, the minimum total inherent communication in this program fragment is four array elements. It is important to note that this is a minimum. Some compilation strategies may produce communication for element $c(i+3)$ in the last statement.

2.2.2 Aggregate Communication Examples

The following examples illustrate the communication implications of some more complex constructs. The purpose is to show how communication can be quantified, but again the explanations do not necessarily reflect the actual compilation process. It is important to note that the communication requirement for each statement in this section is estimated without considering the surrounding context.

Consider the following statements:

¹This is an optimal strategy for this example, although not for all programs.

```

REAL a(1000), b(1000), c(1000)
!HPF$ PROCESSORS procs(10)
!HPF$ DISTRIBUTE (BLOCK) ONTO procs :: a, b
!HPF$ DISTRIBUTE (CYCLIC) ONTO procs :: c
...
FORALL ( i = 1:1000 ) a(i) = b(i)      ! Forall 1
FORALL ( i = 1:1000 ) a(i) = c(i)      ! Forall 2

! Forall 3
FORALL ( i = 2:999 ) a(i) = a(i-1) + a(i) + a(i+1)

! Forall 4
FORALL ( i = 2:999 ) c(i) = c(i-1) + c(i) + c(i+1)

```

The `FORALL` statement conceptually evaluates its right-hand side for all values of its indexes, then assigns to the left-hand side for all index values. These semantics allow parallel execution. Section 4 describes the `FORALL` statement in detail. The aggregate communication requirements of these statements follow directly from the inherent communication of the corresponding examples in Section 2.2.1.

In Forall 1, there is no inherent communication for any value of `i`; therefore, there is no communication for the aggregate construct.

In Forall 2, 90% of the references to `c(i)` are mapped to a processor different from that containing the corresponding `a(i)`. The aggregate communication must therefore transfer 900 array elements. Furthermore, analysis based on the definitions of `BLOCK` and `CYCLIC` shows that to update the values of `a` owned locally, each processor requires data from every other processor. For example, `procs(1)` must somehow receive:

- Elements {2, 12, 22, ..., 92} from `procs(2)`;
- Elements {3, 13, 23, ..., 93} from `procs(3)`; and
- So on for the other processors.

This produces an all-to-all communication pattern similar to the pattern for transposing a 2-dimensional array with certain distributions. The details of implementing such a pattern are very machine dependent and beyond the scope of this standard.

In Forall 3, the array references are all mapped to the same processor except for the first and last values of `i` on each processor. The aggregate communication requirement is therefore two array elements per processor (except `procs(1)` and `procs(10)`), or 18 elements total. Each processor must receive values from its left and right neighbors (again, except for `procs(1)` and `procs(10)`). This leads to a simple shift communication pattern (without wraparound).

In Forall 4, the update of each array element requires two off-processor values, each from a different processor. The total communication volume is therefore 1996 array elements. Further analysis reveals that all elements on processor `procs(k)` require elements from `procs(k - 1)` and `procs(k + 1)` ($\text{MODULO}(k - 2, 10) + 1$ and $\text{MODULO}(k, 10) + 1$ respectively, so called “clock arithmetic”). This leads to a massive shift communication pattern (with wraparound).

The aggregate communication for other constructs can be computed similarly. Iterative constructs generate the sum of the inherent communication for nested statements, while

1 conditionals require at least the communication needed by the conditional branch that is
 2 taken. Repeated communication of the same array elements in any construct is not necessary
 3 unless the values of those elements may change.

4 Array expressions require an analysis similar to that for **FORALL** statements. In these
 5 cases, the inherent communication for each element of the result can be analyzed and the
 6 aggregate formed on that basis. The following statements have the same communication
 7 requirements as the above **FORALL** statements:

```

8
9     REAL a(1000), b(1000), c(1000)
10    !HPF$ PROCESSORS procs(10)
11    !HPF$ DISTRIBUTE (BLOCK) ONTO procs :: a, b
12    !HPF$ DISTRIBUTE (CYCLIC) ONTO procs :: c
13    ...
14    ! Assignment 1 (equivalent to Forall 1)
15    a(:) = b(:)
16
17    ! Assignment 2 (equivalent to Forall 2)
18    a(1:1000) = c(1:1000)
19
20    ! Assignment 3 (equivalent to Forall 3)
21    a(2:999) = a(1:998) + a(2:999) + a(3:1000)
22
23    ! Assignment 4 (equivalent to Forall 4)
24    c(2:999) = c(1:998) + c(2:999) + c(3:1000)

```

25 Some array intrinsics have inherent communication costs as well. For example, consider:

```

27     REAL a(1000), b(1000), scalar
28    !HPF$ PROCESSORS procs(10)
29    !HPF$ DISTRIBUTE (BLOCK) ONTO procs :: a, b
30    ...
31    ! Intrinsic 1
32    scalar = SUM( a )
33
34    ! Intrinsic 2
35    a = SPREAD( b(1), DIM=1, NCOPIES=1000 )
36
37    ! Intrinsic 3
38    a = CSHIFT(a,-1) + a + CSHIFT(a,1)
39

```

40 In general, the inherent communication derives from the mathematical definition of the
 41 function. For example, the inherent communication for computing **SUM** is one element for
 42 each processor storing part of the operand, minus one. (Further communication may be
 43 needed to store the result.) The optimal communication pattern is very machine-specific.
 44 Similar remarks apply to any accumulation operation; prefix and suffix intrinsics may require
 45 a larger volume based on the distribution. The **SPREAD** operation above requires a broadcast
 46 from **procs(1)** to all processors, which may take advantage of available hardware. The
 47 **CSHIFT** operations produce a shift communication pattern (with wraparound). This list of
 48 examples illustrating array intrinsics is not meant to be exhaustive.

There are other examples of situations in which nonaligned data must be communicated:

```

      REAL a(1000), c(100,100), d(100,100)
!HPF$ PROCESSORS procs(10)
!HPF$ ALIGN c(i,j) WITH d(j,i)
!HPF$ DISTRIBUTE (BLOCK) ONTO procs :: a
!HPF$ DISTRIBUTE (BLOCK,*) ONTO procs :: d
      ...
      a(1:200) = a(1:200) + a(2:400:2)
      c = c + d

```

In the first assignment, the use of different strides in the two references to `a` on the right-hand side will cause communication. The second assignment statement requires either a transpose of `c` or `d` or some complex communication pattern overlapping computation and communication.

A `REALIGN` directive may change the location of every element of the array. This will cause communication of all elements that change their home processor; in some compilation schemes, data will also be moved to new locations on the same processor. The communication volume is the same as an array assignment from an array with the original alignment to another array with the new alignment. The `REDISTRIBUTE` statement changes the distribution for every array aligned to the operand of the `REDISTRIBUTE`. Therefore, its cost is similar to the cost of a `REALIGN` on many arrays simultaneously. Compiler analysis may sometimes detect that data movement is not needed because an array has no values that could be accessed; such analysis and the resulting optimizations are beyond the scope of this document.

2.2.3 Interaction of Communication and Parallelism

The examples in Sections 2.2.1 and 2.2.2 were chosen so that parallelism and communication were not in conflict. The purpose of this section is to show cases where there is a tradeoff. The best implementation of all these examples will be machine dependent. As in the other sections, these examples do not necessarily reflect good programming practice.

Analyzing communication as in Sections 2.2.1 and 2.2.2 does not completely determine a program's performance. Consider the code:

```

      REAL x(100), y(100)
!HPF$ PROCESSORS procs(10)
!HPF$ DISTRIBUTE (BLOCK) ONTO procs:: x, y
      ...
      DO k = 3, 98
          x(k) = y(k) * (x(k-1) + x(k) + x(k+1)) / 3.0
          y(k) = x(k) + (y(k-1) + y(k-2) + y(k+1) + y(k+2)) / 4.0
      ENDDO

```

Only a few values need be communicated at the boundary of each processor. However, every iteration of the `DO` loop uses data computed on previous iterations for the references `x(k-1)`, `y(k-1)`, and `y(k-2)`. Therefore, although there is little inherent communication, the computation will run sequentially.

In contrast, consider the following code:

```

1      REAL x(100), y(100), z(100)
2      !HPF$ PROCESSORS procs(10)
3      !HPF$ DISTRIBUTE (BLOCK) ONTO procs:: x, y, z
4      ...
5      !HPF$ INDEPENDENT
6      DO k = 3, 98
7          x(k) = y(k) * (z(k-1) + z(k) + z(k+1)) / 3.0
8          y(k) = x(k) + (z(k-1) + z(k-2) + z(k+1) + z(k+2)) / 4.0
9      ENDDO

```

The `INDEPENDENT` directive asserts to the compiler that the iterations of the `DO` loop are completely independent of each other and none of the data accessed in the loop by an iteration is written by any other iteration.² Therefore, the loop has substantial potential parallelism and is likely to execute much faster than the last example. Section 4 describes the `INDEPENDENT` directive in more detail.

Assignment of work to processors may itself require communication. Consider the following code:

```

17      INTEGER indx(1000), inv(1000)
18      !HPF$ PROCESSORS procs(10)
19      !HPF$ DISTRIBUTE (BLOCK) ONTO procs :: indx, inv
20      ...
21      FORALL ( j = 1:1000 ) inv(indx(j)) = j**2

```

(Here, `indx` must be a permutation of the integers from 1 to 1000 in order for the `FORALL` to be well-defined.) Since the processor owning element `inv(indx(j))` depends on the values stored in `indx`, some data must be communicated simply to determine where the results will be stored. Two possible implementations of this are:

- Each processor calculates the squares for elements of `indx` that it owns and performs a scatter operation to communicate those values to the elements of `inv` where the final results are stored.
- Each processor determines the owner of `inv(indx(j))` for all elements of `indx` that it owns and notifies those processors. Each processor then computes the right-hand side for all elements for which it received notification.

In either case, nontrivial communication must be performed to distribute the work among processors. The optimal sharing scheme, its implementation, and its cost will be highly architecture dependent.

The parallelism in a section of code may conflict with the distribution of data, thus limiting the overall performance. Consider the following code:

```

40      REAL a(1000,1000), b(1000,1000)
41      !HPF$ PROCESSORS procs(10)
42      !HPF$ DISTRIBUTE (BLOCK,*) ONTO procs :: a, b
43      ...
44      DO i = 2, 1000
45          a(i,:) = a(i,:) - (b(i,)**2)/a(i-1,:)
46      ENDDO

```

²Many compilers would detect this without the assertion. What cases of implicit parallelism are detected is highly compiler dependent and beyond the scope of this document.

Here, each iteration of the `D0` loop has a potential parallelism of 1000. However, all elements of `a(i,:)` and `b(i,:)` are located on the same processor. Therefore, exploitation of any of the potential parallelism will require scattering the data to other processors. (This is independent of the inherent communication required for the reference to `a(i-1,:)`.) There are several implementation strategies available for the overall computation.

- Redistribute `a` and `b` before the `D0` loop to achieve the effect of

```
!HPF$ DISTRIBUTE (*,BLOCK) ONTO procs :: a, b
```

Redistribute back to the original distributions after the `D0` loop. This allows parallel updates of columns of `a`, at the cost of two all-to-all communication operations.

- Group the columns of `a` into blocks, then operate on the blocks separately. This strategy can produce a pipelined effect, allowing substantial parallelism. It sends many small messages to the neighboring processor rather than one large message.
- Execute the vector operations sequentially. This results in totally sequential operation, but avoids overhead from process start-up and small messages.

This list is not exhaustive. The optimal strategy will be highly machine dependent.

There is often a choice regarding where the result of an intermediate array expression will be stored, and different choices may lead to different communication performance. A straightforward implementation of the following code, for example, would require two transposition (communication) operations:

```
REAL, DIMENSION(100,100) :: x, y, z
!HPF$ ALIGN WITH x :: y, z
...
x = TRANSPOSE(y) + TRANSPOSE(z) + x
```

Despite two occurrences of the `TRANSPOSE` intrinsic, an optimizing compiler might implement this as:

```
REAL, DIMENSION(100,100) :: x, y, z, t1
!HPF$ ALIGN WITH x :: y, z, t1
...
t1 = y + z
x = TRANSPOSE(t1) + x
```

with only one use of transposition.

Choosing an intermediate storage location is sometimes more complex, however. Consider the following code:

```
REAL a(1000), b(1000), c(1000), d(1000)
INTEGER ix(1000)
!HPF$ PROCESSORS procs(10)
!HPF$ DISTRIBUTE (CYCLIC) ONTO procs:: a, b, c, d, ix
...
a = b(ix) + c(ix) + d(ix)
```

and the following implementation strategies:

- Evaluate each element of the right-hand side on the processor where it will be stored. This strategy potentially requires fetching three values (the elements of **b**, **c**, and **d**) for each element computed. It always uses the maximum parallelism of the machine.
- Evaluate each element of the right-hand side on the processor where the corresponding elements of **b(ix)**, **c(ix)**, and **d(ix)** are stored. Ignoring set-up costs, this potentially communicates one result for each element computed. If the values of **ix** are evenly distributed, then it also uses the maximum machine parallelism.

On the basis of communication, the second strategy is better by a factor of 3; adding additional terms can make this factor arbitrarily large. However, that analysis does not consider parallel execution costs. If there are repeated values in **ix**, the second strategy may produce poor load balance. (For example, consider the case of **ix(i) = 10** for all **i**.) Minimizing this cost is a compiler optimization and is outside the scope of this language specification.

2.3 Syntax of Directives

HPF directives are consistent with Fortran 90 syntax in the following sense: if any HPF directive were to be adopted as part of a future Fortran standard, the only change necessary to convert an HPF program would be to remove the comment character and directive prefix from each directive.

| | | | |
|------|--------------------------------|-----------|---------------------------------------|
| H201 | <i>hpf-directive-line</i> | is | <i>directive-origin hpf-directive</i> |
| H202 | <i>directive-origin</i> | is | !HPF\$ |
| | | or | CHPF\$ |
| | | or | *HPF\$ |
| H203 | <i>hpf-directive</i> | is | <i>specification-directive</i> |
| | | or | <i>executable-directive</i> |
| H204 | <i>specification-directive</i> | is | <i>processors-directive</i> |
| | | or | <i>align-directive</i> |
| | | or | <i>distribute-directive</i> |
| | | or | <i>dynamic-directive</i> |
| | | or | <i>inherit-directive</i> |
| | | or | <i>template-directive</i> |
| | | or | <i>combined-directive</i> |
| | | or | <i>sequence-directive</i> |
| H205 | <i>executable-directive</i> | is | <i>realign-directive</i> |
| | | or | <i>redistribute-directive</i> |
| | | or | <i>independent-directive</i> |

Constraint: An *hpf-directive-line* cannot be commentary following another statement on the same line.

Constraint: A *specification-directive* may appear only where a *declaration-construct* may appear.

Constraint: An *executable-directive* may appear only where an *executable-construct* may appear.

Constraint: An *hpf-directive-line* follows the rules of either Fortran 90 free form (3.3.1.1) or fixed form (3.3.2.1) comment lines, depending on the source form of the surrounding Fortran 90 source form in that program unit. (3.3)

An *hpf-directive* conforms to the rules for blanks in free source form (3.3.1), even in an HPF program otherwise in fixed source form. However an HPF-conforming processor is not required to diagnose extra or missing blanks in an HPF directive. Note that, due to Fortran 90 rules, the *directive-origin* may only be the characters `!HPF$` in free source form. HPF directives may be continued, in which case each continued line also begins with a *directive-origin*. No statements may be interspersed within a continued HPF-directive. HPF directive lines must not appear within a continued statement. HPF directive lines may include trailing commentary.

An example of an HPF directive continuation in free source form is:

```
!HPF$ ALIGN ANTIDISESTABLISHMENTARIANISM(I,J,K) &
!HPF$      WITH ORNITHORHYNCHUS_ANATINUS(J,K,I)
```

An example of an HPF directive continuation in fixed source form follows. Observe that column 6 must be blank, except when signifying continuation.

```
!HPF$ ALIGN ANTIDISESTABLISHMENTARIANISM(I,J,K)
!HPF$*WITH ORNITHORHYNCHUS_ANATINUS(J,K,I)
```

This example shows an HPF directive continuation which is “universal” in that it can be treated as either fixed source form or free source form. Note that the “&” in the first line is in column 73.

```
!HPF$ ALIGN ANTIDISESTABLISHMENTARIANISM(I,J,K)                                &
!HPF$&WITH ORNITHORHYNCHUS_ANATINUS(J,K,I)
```


1
2
3
4
5
6 **Section 3**
7

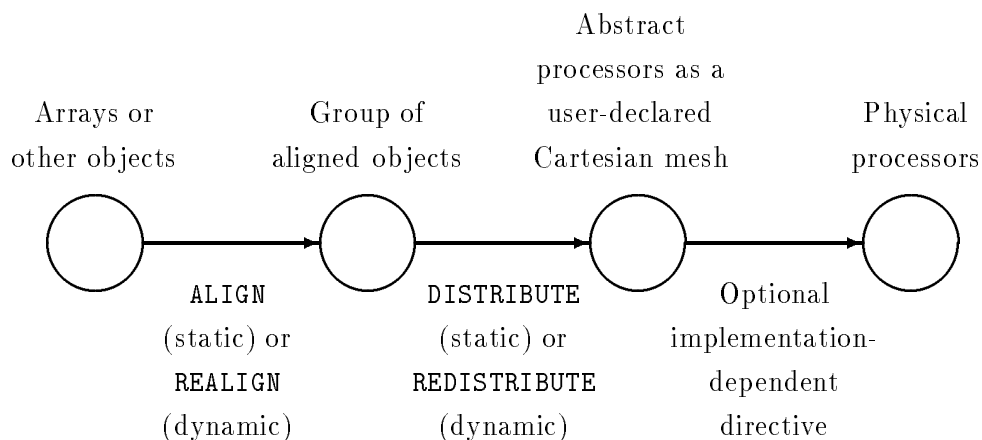
8
9
10 **Data Alignment and Distribution**
11 **Directives**
12
13
14
15

16 HPF data alignment and distributions directives allow the programmer to advise the com-
17 piler how to assign array elements to processor memories.
18

19 **3.1 Model**
20

21 HPF adds directives to Fortran 90 to allow the user to advise the compiler on the allocation
22 of data objects to processor memories. The model is that there is a two-level mapping
23 of data objects to memory regions, referred to as “abstract processors.” Data objects
24 (typically array elements) are first *aligned* relative to one another; this group of arrays is then
25 *distributed* onto a rectilinear arrangement of abstract processors. (The implementation then
26 uses the same number, or perhaps some smaller number, of physical processors to implement
27 these abstract processors. This mapping of abstract processors to physical processors is
28 language-processor dependent.)
29

30 The following diagram illustrates the model:



45 The underlying assumptions are that an operation on two or more data objects is
46 likely to be carried out much faster if they all reside in the same processor, and that it may
47 be possible to carry out many such operations concurrently if they can be performed on
48 different processors.

Fortran 90 provides a number of features, notably array syntax, that make it easy for a compiler to determine that many operations may be carried out concurrently. The HPF directives provide a way to inform the compiler of the recommendation that certain data objects should reside in the same processor: if two data objects are mapped (via the two-level mapping of alignment and distribution) to the same abstract processor, it is a strong recommendation to the implementation that they ought to reside in the same physical processor. There is also a provision for recommending that a data object be stored in multiple locations, which may complicate any updating of the object but makes it faster for multiple processors to read the object.

There is a clear separation between directives that serve as specification statements and directives that serve as executable statements (in the sense of the Fortran standards). Specification statements are carried out on entry to a program unit, as if all at once; only then are executable statements carried out. (While it is often convenient to think of specification statements as being handled at compile time, some of them contain specification expressions, which are permitted to depend on run-time quantities such as dummy arguments, and so the values of these expressions may not be available until run time, specifically the very moment that program control enters the scoping unit.)

The basic concept is that every array (indeed, every object) is created with *some* alignment to an entity, which in turn has *some* distribution onto *some* arrangement of abstract processors. If the specification statements contain explicit specification directives specifying the alignment of an array **A** with respect to another array **B**, then the distribution of **A** will be dictated by the distribution of **B**; otherwise, the distribution of **A** itself may be specified explicitly. In either case, any such explicit declarative information is used when the array is created.

Advice to implementors. This model gives a better picture of the actual amount of work that needs to be done than a model that says “the array is created in some default location, and then realigned and/or redistributed if there is an explicit directive.” Using **ALIGN** and **DISTRIBUTE** specification directives doesn’t have to cause any more work at run time than using the implementation defaults. (*End of advice to implementors.*)

In the case of an allocatable object, we say that the object is created whenever it is allocated. Specification directives for allocatable objects (and allocated pointer targets) may appear in the *specification-part* of a program unit, but take effect each time the array is created, rather than on entry to the scoping unit.

Alignment is considered an *attribute* (in the Fortran 90 sense) of a data object. If an object **A** is aligned (statically or dynamically) with an object **B**, which in turn is already aligned to an object **C**, this is regarded as an alignment of **A** with **C** directly, with **B** serving only as an intermediary at the time of specification. (This matters only in the case where **B** is subsequently realigned; the result is that **A** remains aligned with **C**.) We say that **A** is *immediately aligned* with **B** but *ultimately aligned* with **C**. If an object is not explicitly aligned with another object, we say that it is ultimately aligned with itself. The alignment relationships form a tree with everything ultimately aligned to the object at the root of the tree; however, the tree is always immediately “collapsed” so that every object is related directly to the root. Any object that is not a root can be explicitly realigned but not explicitly redistributed. Any object that is a root can be explicitly redistributed but must not be explicitly realigned if anything else is aligned to it.

1 Every object which is the root of an alignment tree has an associated *template* or index
2 space. Typically, this template has the same rank and size in each dimension as the object
3 associated with it. (The most important exception to this rule is dummy arguments with
4 the `INHERIT` attribute, described in Section 3.9.) We often refer to “the template for an
5 array,” which means the template of the object to which the array is ultimately aligned.
6 (When an explicit `TEMPLATE` (see Section 3.8) is used, this may be simply the template to
7 which the array is explicitly aligned.)

8 The *distribution* step of the HPF model technically applies to the template of an
9 array, although because of the close relationship noted above we often speak loosely of
10 the distribution of an array. Distribution partitions the template among a set of abstract
11 processors according to a given pattern. The combination of alignment (from arrays to
12 templates) and distribution (from templates to processors) thus determines the relationship
13 of an array to the processors; we refer to this relationship as the *mapping* of the array.
14 (These remarks also apply to a scalar, which may be regarded as having an index space
15 whose sole position is indicated by an empty list of subscripts.)

16 Every object is created as if according to some complete set of specification directives;
17 if the program does not include complete specifications for the mapping of some object, the
18 compiler provides defaults. By default an object is not aligned with any other object; it
19 is ultimately aligned with itself. The default distribution is language-processor dependent,
20 but must be expressible as explicit directives for that implementation. (The distribution of
21 a sequential object must be expressible as explicit directives only if it is an aggregate cover
22 (see Section 7).) Identically declared objects need not be provided with identical default
23 distribution specifications; the compiler may, for example, take into account the contexts in
24 which objects are used in executable code. The programmer may force identically declared
25 objects to have identical distributions by specifying such distributions explicitly. (On the
26 other hand, identically declared processor arrangements *are* guaranteed to represent “the
27 same processors arranged the same way.” This is discussed in more detail in Section 3.7.)

28 Once an object has been created, it can be remapped by realigning it or redistributing
29 an object to which it is ultimately aligned; but communication may be required in moving
30 the data around. Redistributing an object causes all objects then ultimately aligned with
31 it also to be redistributed so as to maintain the alignment relationships.

32 Sometimes it is desirable to consider a large index space with which several smaller
33 arrays are to be aligned, but not to declare any array that spans the entire index space.
34 HPF allows one to declare a `TEMPLATE`, which is like an array whose elements have no
35 content and therefore occupy no storage; it is merely an abstract index space that can be
36 distributed and with which arrays may be aligned.

37 By analogy with the Fortran 90 `ALLOCATABLE` attribute, HPF includes the attribute
38 `DYNAMIC`. It is not permitted to `REALIGN` an array that has not been declared `DYNAMIC`.
39 Similarly, it is not permitted to `REDISTRIBUTE` an array or template that has not been
40 declared `DYNAMIC`.

42 3.2 Syntax of Data Alignment and Distribution Directives

43
44 Specification directives in HPF have two forms: specification statements, analogous to the
45 `DIMENSION` and `ALLOCATABLE` statements of Fortran 90; and an attribute form analogous to
46 type declaration statements in Fortran 90 using the “:” punctuation.

47 The attribute form allows more than one attribute to be described in a single directive.
48 HPF goes beyond Fortran 90 in not requiring that the first attribute, or indeed any of them,

be a type specifier.

For syntactic convenience, the executable directives `REALIGN` and `REDISTRIBUTE` also come in two forms (statement form and attribute form) but may not be combined with other attributes in a single directive.

H301 *combined-directive* **is** *combined-attribute-list* **::** *entity-decl-list*

H302 *combined-attribute* **is** `ALIGN` *align-attribute-stuff*
 or `DISTRIBUTE` *dist-attribute-stuff*
 or `DYNAMIC`
 or `INHERIT`
 or `TEMPLATE`
 or `PROCESSORS`
 or `DIMENSION` (*explicit-shape-spec-list*)

Constraint: The same *combined-attribute* must not appear more than once in a given *combined-directive*.

Constraint: If the `DIMENSION` attribute appears in a *combined-directive*, any entity to which it applies must be declared with the HPF `TEMPLATE` or `PROCESSORS` type specifier.

The following rules constrain the declaration of various attributes, whether in separate directives or in a combined-directive.

The HPF keywords `PROCESSORS` and `TEMPLATE` play the role of type specifiers in declaring processor arrangements and templates. The HPF keywords `ALIGN`, `DISTRIBUTE`, `DYNAMIC`, and `INHERIT` play the role of attributes. Attributes referring to processor arrangements, to templates, or to entities with other types (such as `REAL`) may be combined in an HPF directive without having the type specifier appear.

Dimension information may be specified after an *object-name* or in a `DIMENSION` attribute. If both are present, the one after the *object-name* overrides the `DIMENSION` attribute (this is consistent with the Fortran 90 standard). For example, in:

```
!HPF$ TEMPLATE,DIMENSION(64,64) :: A,B,C(32,32),D
```

A, B, and D are 64×64 templates; C is 32×32 .

A comment on asterisks: The asterisk character “*” appears in the syntax rules for HPF alignment and distribution directives in three distinct roles:

- When a lone asterisk appears as a member of a parenthesized list, it indicates either a collapsed mapping, wherein many elements of an array may be mapped to the same abstract processor, or a replicated mapping, wherein each element of an array may be mapped to many abstract processors. See the syntax rules for *align-source* and *align-subscript* (see Section 3.4) and for *dist-format* (see Section 3.3).
- When an asterisk appears before a left parenthesis “(” or after the keyword `WITH` or `ONTO`, it indicates that the directive constitutes an assertion about the *current* mapping of a dummy argument on entry to a subprogram, rather than a request for a *desired* mapping of that dummy argument. This use of the asterisk may appear *only* in directives that apply to dummy arguments (see Section 3.10).
- When an asterisk appears in an *align-subscript-use* expression, it represents the usual integer multiplication operator.

3.3 DISTRIBUTE and REDISTRIBUTE Directives

The `DISTRIBUTE` directive specifies a mapping of data objects to abstract processors in a processor arrangement. For example,

```

5      REAL SALAMI(10000)
6      !HPF$ DISTRIBUTE SALAMI(BLOCK)

```

specifies that the array `SALAMI` should be distributed across some set of abstract processors by slicing it uniformly into blocks of contiguous elements. If there are 50 processors, the directive implies that the array should be divided into groups of 200 elements, with `SALAMI(1:200)` mapped to the first processor, `SALAMI(201:400)` mapped to the second processor, and so on. If there is only one processor, the entire array is mapped to that processor as a single block of 10000 elements.

The block size may be specified explicitly:

```

15     REAL WEISSWURST(10000)
16     !HPF$ DISTRIBUTE WEISSWURST(BLOCK(256))

```

This specifies that groups of exactly 256 elements should be mapped to successive abstract processors. (There must be at least $\lceil 10000/256 \rceil = 40$ abstract processors if the directive is to be satisfied. The fortieth processor will contain a partial block of only 16 elements, namely `WEISSWURST(9985:10000)`.)

HPF also provides a cyclic distribution format:

```

24     REAL DECK_OF_CARDS(52)
25     !HPF$ DISTRIBUTE DECK_OF_CARDS(CYCLIC)

```

If there are 4 abstract processors, the first processor will contain `DECK_OF_CARDS(1:49:4)`, the second processor will contain `DECK_OF_CARDS(2:50:4)`, the third processor will contain `DECK_OF_CARDS(3:51:4)`, and the fourth processor will contain `DECK_OF_CARDS(4:52:4)`. Successive array elements are dealt out to successive abstract processors in round-robin fashion.

Distributions may be specified independently for each dimension of a multidimensional array:

```

34     INTEGER CHESS_BOARD(8,8), GO_BOARD(19,19)
35     !HPF$ DISTRIBUTE CHESS_BOARD(BLOCK, BLOCK)
36     !HPF$ DISTRIBUTE GO_BOARD(CYCLIC,*)

```

The `CHESS_BOARD` array will be carved up into contiguous rectangular patches, which will be distributed onto a two-dimensional arrangement of abstract processors. The `GO_BOARD` array will have its rows distributed cyclically over a one-dimensional arrangement of abstract processors. (The “*” specifies that `GO_BOARD` is not to be distributed along its second axis; thus an entire row is to be distributed as one object. This is sometimes called “on-processor” distribution.)

The `REDISTRIBUTE` directive is similar to the `DISTRIBUTE` directive but is considered executable. An array (or template) may be redistributed at any time, provided it has been declared `DYNAMIC` (see Section 3.5). Any other arrays currently ultimately aligned with an array (or template) when it is redistributed are also remapped to reflect the new distribution, in such a way as to preserve alignment relationships (see Section 3.4). (This

can require a lot of computational and communication effort at run time; the programmer must take care when using this feature.)

The `DISTRIBUTE` directive may appear only in the *specification-part* of a scoping unit. The `REDISTRIBUTE` directive may appear only in the *execution-part* of a scoping unit. The principal difference between `DISTRIBUTE` and `REDISTRIBUTE` is that `DISTRIBUTE` must contain only a *specification-expr* as the argument to a `BLOCK` or `CYCLIC` option, whereas in `REDISTRIBUTE` such an argument may be any integer expression. Another difference is that `DISTRIBUTE` is an attribute, and so can be combined with other attributes as part of a *combined-directive*, whereas `REDISTRIBUTE` is not an attribute (although a `REDISTRIBUTE` statement may be written in the style of attributed syntax, using “:” punctuation).

Formally, the syntax of the `DISTRIBUTE` and `REDISTRIBUTE` directives is:

| | | | |
|------|-------------------------------|-----------|---|
| H303 | <i>distribute-directive</i> | is | <code>DISTRIBUTE</code> <i>distributee</i> <i>dist-directive-stuff</i> |
| H304 | <i>redistribute-directive</i> | is | <code>REDISTRIBUTE</code> <i>distributee</i> <i>dist-directive-stuff</i> or <code>REDISTRIBUTE</code> <i>dist-attribute-stuff</i> :: <i>distributee-list</i> |
| H305 | <i>dist-directive-stuff</i> | is | <i>dist-format-clause</i> [<i>dist-onto-clause</i>] |
| H306 | <i>dist-attribute-stuff</i> | is | <i>dist-directive-stuff</i> or <i>dist-onto-clause</i> |
| H307 | <i>distributee</i> | is | <i>object-name</i> or <i>template-name</i> |
| H308 | <i>dist-format-clause</i> | is | (<i>dist-format-list</i>) or * (<i>dist-format-list</i>) or * |
| H309 | <i>dist-format</i> | is | <code>BLOCK</code> [(<i>int-expr</i>)] or <code>CYCLIC</code> [(<i>int-expr</i>)] or * |
| H310 | <i>dist-onto-clause</i> | is | <code>ONTO</code> <i>dist-target</i> |
| H311 | <i>dist-target</i> | is | <i>processors-name</i> or * <i>processors-name</i> or * |

Constraint: An *object-name* mentioned as a *distributee* must be a simple name and not a subobject designator.

Constraint: An *object-name* mentioned as a *distributee* may not appear as an *alignee* in an `ALIGN` or `REALIGN` directive.

Constraint: A *distributee* that appears in a `REDISTRIBUTE` directive must have the `DYNAMIC` attribute (see Section 3.5).

Constraint: If a *dist-format-list* is specified, its length must equal the rank of each *distributee*.

Constraint: If both a *dist-format-list* and a *processors-name* appear, the number of elements of the *dist-format-list* that are not “*” must equal the rank of the named processor arrangement.

1 Constraint: If a *processors-name* appears but not a *dist-format-list*, the rank of each *distributtee*
 2 must equal the rank of the named processor arrangement.

3 Constraint: If either the *dist-format-clause* or the *dist-target* in a DISTRIBUTE directive
 4 begins with “*” then every *distributtee* must be a dummy argument.
 5

6 Constraint: Neither the *dist-format-clause* nor the *dist-target* in a REDISTRIBUTE may begin
 7 with “*”.
 8

9 Constraint: Any *int-expr* appearing in a *dist-format* of a DISTRIBUTE directive must be a
 10 *specification-expr*.

11 Note that the possibility of a DISTRIBUTE directive of the form

```
12 !HPF$ DISTRIBUTE dist-attribute-stuff :: distributtee-list
```

13 is covered by syntax rule H301 for a *combined-directive*.

14 Examples:

```
15 !HPF$ DISTRIBUTE D1(BLOCK)
```

```
16 !HPF$ DISTRIBUTE (BLOCK,*,BLOCK) ONTO SQUARE:: D2,D3,D4
```

17 The meanings of the alternatives for *dist-format* are given below.

18 Define the ceiling division function $CD(J,K) = (J+K-1)/K$ (using Fortran integer arith-
 19 metic with truncation toward zero.)

20 Define the ceiling remainder function $CR(J,K) = J-K*CD(J,K)$.

21 The dimensions of a processor arrangement appearing as a *dist-target* are said to *corre-*
 22 *spond* in left-to-right order with those dimensions of a *distributtee* for which the corresponding
 23 *dist-format* is not *. In the example above, processor arrangement SQUARE must be two-
 24 dimensional; its first dimension corresponds to the first dimensions of D2, D3, and D4 and
 25 its second dimension corresponds to the third dimensions of D2, D3, and D4.

26 Let d be the size of a *distributtee* in a certain dimension and let p be the size of the pro-
 27 cessor arrangement in the corresponding dimension. For simplicity, assume all dimensions
 28 have a lower bound of 1. Then $BLOCK(m)$ means that a *distributtee* position whose index
 29 along that dimension is j is mapped to an abstract processor whose index along the corre-
 30 sponding dimension of the processor arrangement is $CD(j,m)$ (note that $m \times p \geq d$ must
 31 be true), and is position number $m+CR(j,m)$ among positions mapped to that abstract
 32 processor. The first *distributtee* position in abstract processor k along that axis is position
 33 number $1+m*(k-1)$.

34 $BLOCK$ by definition means the same as $BLOCK(CD(d,p))$.

35 $CYCLIC(m)$ means that a *distributtee* position whose index along that dimension is
 36 j is mapped to an abstract processor whose index along the corresponding dimension of
 37 the processor arrangement is $1+MODULO(CD(j,m)-1,p)$. The first *distributtee* position in
 38 abstract processor k along that axis is position number $1+m*(k-1)$.

39 $CYCLIC$ by definition means the same as $CYCLIC(1)$.

40 $CYCLIC(m)$ and $BLOCK(m)$ imply the same distribution when $m \times p \geq d$, but $BLOCK(m)$
 41 additionally asserts that the distribution will not wrap around in a cyclic manner, which
 42 a compiler cannot determine at compile time if m is not constant. Note that $CYCLIC$ and
 43 $BLOCK$ (without argument expressions) do not imply the same distribution unless $p \geq d$, a
 44 degenerate case in which the block size is 1 and the distribution does not wrap around.

45 Suppose that we have 16 abstract processors and an array of length 100:

```
!HPF$ PROCESSORS SEDECIM(16)
      REAL CENTURY(100)
```

Distributing the array BLOCK (which in this case would mean the same as BLOCK(7)):

```
!HPF$ DISTRIBUTE CENTURY(BLOCK) ONTO SEDECIM
```

results in this mapping of array elements onto abstract processors:

| 1 | 2 | 3 | 4 | 5 | 6 | 7 | 8 | 9 | 10 | 11 | 12 | 13 | 14 | 15 | 16 |
|---|----|----|----|----|----|----|----|----|----|----|----|----|----|-----|----|
| 1 | 8 | 15 | 22 | 29 | 36 | 43 | 50 | 57 | 64 | 71 | 78 | 85 | 92 | 99 | |
| 2 | 9 | 16 | 23 | 30 | 37 | 44 | 51 | 58 | 65 | 72 | 79 | 86 | 93 | 100 | |
| 3 | 10 | 17 | 24 | 31 | 38 | 45 | 52 | 59 | 66 | 73 | 80 | 87 | 94 | | |
| 4 | 11 | 18 | 25 | 32 | 39 | 46 | 53 | 60 | 67 | 74 | 81 | 88 | 95 | | |
| 5 | 12 | 19 | 26 | 33 | 40 | 47 | 54 | 61 | 68 | 75 | 82 | 89 | 96 | | |
| 6 | 13 | 20 | 27 | 34 | 41 | 48 | 55 | 62 | 69 | 76 | 83 | 90 | 97 | | |
| 7 | 14 | 21 | 28 | 35 | 42 | 49 | 56 | 63 | 70 | 77 | 84 | 91 | 98 | | |

Distributing the array BLOCK(8):

```
!HPF$ DISTRIBUTE CENTURY(BLOCK(8)) ONTO SEDECIM
```

results in this mapping of array elements onto abstract processors:

| 1 | 2 | 3 | 4 | 5 | 6 | 7 | 8 | 9 | 10 | 11 | 12 | 13 | 14 | 15 | 16 |
|---|----|----|----|----|----|----|----|----|----|----|----|-----|----|----|----|
| 1 | 9 | 17 | 25 | 33 | 41 | 49 | 57 | 65 | 73 | 81 | 89 | 97 | | | |
| 2 | 10 | 18 | 26 | 34 | 42 | 50 | 58 | 66 | 74 | 82 | 90 | 98 | | | |
| 3 | 11 | 19 | 27 | 35 | 43 | 51 | 59 | 67 | 75 | 83 | 91 | 99 | | | |
| 4 | 12 | 20 | 28 | 36 | 44 | 52 | 60 | 68 | 76 | 84 | 92 | 100 | | | |
| 5 | 13 | 21 | 29 | 37 | 45 | 53 | 61 | 69 | 77 | 85 | 93 | | | | |
| 6 | 14 | 22 | 30 | 38 | 46 | 54 | 62 | 70 | 78 | 86 | 94 | | | | |
| 7 | 15 | 23 | 31 | 39 | 47 | 55 | 63 | 71 | 79 | 87 | 95 | | | | |
| 8 | 16 | 24 | 32 | 40 | 48 | 56 | 64 | 72 | 80 | 88 | 96 | | | | |

Distributing the array BLOCK(6) is not HPF-conforming because $6 \times 16 < 100$.

Distributing the array CYCLIC (which means exactly the same as CYCLIC(1)):

```
!HPF$ DISTRIBUTE CENTURY(CYCLIC) ONTO SEDECIM
```

results in this mapping of array elements onto abstract processors:

| | | | | | | | | | | | | | | | |
|----|----|----|-----|----|----|----|----|----|----|----|----|----|----|----|----|
| 1 | 2 | 3 | 4 | 5 | 6 | 7 | 8 | 9 | 10 | 11 | 12 | 13 | 14 | 15 | 16 |
| 1 | 2 | 3 | 4 | 5 | 6 | 7 | 8 | 9 | 10 | 11 | 12 | 13 | 14 | 15 | 16 |
| 17 | 18 | 19 | 20 | 21 | 22 | 23 | 24 | 25 | 26 | 27 | 28 | 29 | 30 | 31 | 32 |
| 33 | 34 | 35 | 36 | 37 | 38 | 39 | 40 | 41 | 42 | 43 | 44 | 45 | 46 | 47 | 48 |
| 49 | 50 | 51 | 52 | 53 | 54 | 55 | 56 | 57 | 58 | 59 | 60 | 61 | 62 | 63 | 64 |
| 65 | 66 | 67 | 68 | 69 | 70 | 71 | 72 | 73 | 74 | 75 | 76 | 77 | 78 | 79 | 80 |
| 81 | 82 | 83 | 84 | 85 | 86 | 87 | 88 | 89 | 90 | 91 | 92 | 93 | 94 | 95 | 96 |
| 97 | 98 | 99 | 100 | | | | | | | | | | | | |

Distributing the array CYCLIC(3):

```
!HPF$ DISTRIBUTE CENTURY(CYCLIC(3)) ONTO SEDECIM
```

results in this mapping of array elements onto abstract processors:

| | | | | | | | | | | | | | | | |
|----|-----|----|----|----|----|----|----|----|----|----|----|----|----|----|----|
| 1 | 2 | 3 | 4 | 5 | 6 | 7 | 8 | 9 | 10 | 11 | 12 | 13 | 14 | 15 | 16 |
| 1 | 4 | 7 | 10 | 13 | 16 | 19 | 22 | 25 | 28 | 31 | 34 | 37 | 40 | 43 | 46 |
| 2 | 5 | 8 | 11 | 14 | 17 | 20 | 23 | 26 | 29 | 32 | 35 | 38 | 41 | 44 | 47 |
| 3 | 6 | 9 | 12 | 15 | 18 | 21 | 24 | 27 | 30 | 33 | 36 | 39 | 42 | 45 | 48 |
| 49 | 52 | 55 | 58 | 61 | 64 | 67 | 70 | 73 | 76 | 79 | 82 | 85 | 88 | 91 | 94 |
| 50 | 53 | 56 | 59 | 62 | 65 | 68 | 71 | 74 | 77 | 80 | 83 | 86 | 89 | 92 | 95 |
| 51 | 54 | 57 | 60 | 63 | 66 | 69 | 72 | 75 | 78 | 81 | 84 | 87 | 90 | 93 | 96 |
| 97 | 100 | | | | | | | | | | | | | | |
| 98 | | | | | | | | | | | | | | | |
| 99 | | | | | | | | | | | | | | | |

A `DISTRIBUTE` or `REDISTRIBUTE` directive must not cause any data object associated with the *distributee* via storage association (`COMMON` or `EQUIVALENCE`) to be mapped such that storage units of a scalar data object are split across more than one abstract processor. See Section 7 for further discussion of storage association.

The statement form of a `DISTRIBUTE` or `REDISTRIBUTE` directive may be considered an abbreviation for an attributed form that happens to mention only one *alignee*; for example,

```
!HPF$ DISTRIBUTE distributee ( dist-format-list ) ONTO dist-target
```

is equivalent to

```
!HPF$ DISTRIBUTE ( dist-format-list ) ONTO dist-target :: distributee
```

Note that, to prevent syntactic ambiguity, the *dist-format-clause* must be present in the statement form, so in general the statement form of the directive may not be used to specify the mapping of scalars.

If the *dist-format-clause* is omitted from the attributed form, then the language processor may make an arbitrary choice of distribution formats for each template or array. So the directive

```
!HPF$ DISTRIBUTE ONTO P :: D1,D2,D3
```

means the same as

```
!HPF$ DISTRIBUTE ONTO P :: D1
!HPF$ DISTRIBUTE ONTO P :: D2
!HPF$ DISTRIBUTE ONTO P :: D3
```

to which a compiler, perhaps taking into account patterns of use of D1, D2, and D3 within the code, might choose to supply three distinct distributions such as, for example,

```
!HPF$ DISTRIBUTE D1(BLOCK, BLOCK) ONTO P
!HPF$ DISTRIBUTE D2(CYCLIC, BLOCK) ONTO P
!HPF$ DISTRIBUTE D3(BLOCK(43),CYCLIC) ONTO P
```

Then again, the compiler might happen to choose the same distribution for all three arrays.

In either the statement form or the attributed form, if the ONTO clause is present, it specifies the processor arrangement that is the target of the distribution. If the ONTO clause is omitted, then a language-processor-dependent processor arrangement is chosen arbitrarily for each *distributee*. So, for example,

```
REAL, DIMENSION(1000) :: ARTHUR, ARNOLD, LINUS, LUCY
!HPF$ PROCESSORS EXCALIBUR(32)
!HPF$ DISTRIBUTE (BLOCK) ONTO EXCALIBUR :: ARTHUR, ARNOLD
!HPF$ DISTRIBUTE (BLOCK) :: LINUS, LUCY
```

causes the arrays ARTHUR and ARNOLD to have the same mapping, so that corresponding elements reside in the same abstract processor, because they are the same size and distributed in the same way (BLOCK) onto the same processor arrangement (EXCALIBUR). However, LUCY and LINUS do not necessarily have the same mapping because they might, depending on the implementation, be distributed onto differently chosen processor arrangements; so corresponding elements of LUCY and LINUS might not reside on the same abstract processor. (The ALIGN directive provides a way to ensure that two arrays have the same mapping without having to specify an explicit processor arrangement.)

3.4 ALIGN and REALIGN Directives

The ALIGN directive is used to specify that certain data objects are to be mapped in the same way as certain other data objects. Operations between aligned data objects are likely to be more efficient than operations between data objects that are not known to be aligned (because two objects that are aligned are intended to be mapped to the same abstract processor). The ALIGN directive is designed to make it particularly easy to specify explicit mappings for all the elements of an array at once. While objects can be aligned in some cases through careful use of matching DISTRIBUTE directives, ALIGN is more general and frequently more convenient.

The REALIGN directive is similar to the ALIGN directive but is considered executable. An array (or template) may be realigned at any time, provided it has been declared DYNAMIC (see Section 3.5) Unlike redistribution (see Section 3.3), realigning a data object does not cause any other object to be remapped. (However, realignment of even a single object, if it is large, could require a lot of computational and communication effort at run time; the programmer must take care when using this feature.)

The `ALIGN` directive may appear only in the *specification-part* of a scoping unit. The `REALIGN` directive is similar but may appear only in the *execution-part* of a scoping unit. The principal difference between `ALIGN` and `REALIGN` is that `ALIGN` must contain only a *specification-expr* as a *subscript* or in a *subscript-triplet*, whereas in `REALIGN` such subscripts may be any integer expressions. Another difference is that `ALIGN` is an attribute, and so can be combined with other attributes as part of a *combined-directive*, whereas `REALIGN` is not an attribute (although a `REALIGN` statement may be written in the style of attributed syntax, using “:” punctuation).

Formally, the syntax of `ALIGN` and `REALIGN` is as follows:

```

H312 align-directive      is ALIGN alignee align-directive-stuff
H313 realign-directive   is REALIGN alignee align-directive-stuff
                               or REALIGN align-attribute-stuff :: alignee-list
H314 align-directive-stuff is ( align-source-list ) align-with-clause
H315 align-attribute-stuff is [ ( align-source-list ) ] align-with-clause
H316 alignee             is object-name
H317 align-source       is :
                               or *
                               or align-dummy
H318 align-dummy        is scalar-int-variable

```

Constraint: An *object-name* mentioned as an *alignee* may not appear as a *distributtee* in a `DISTRIBUTE` or `REDISTRIBUTE` directive.

Constraint: Any *alignee* that appears in a `REALIGN` directive must have the `DYNAMIC` attribute (see Section 3.5).

Constraint: The *align-source-list* (and its surrounding parentheses) must be omitted if the *alignee* is scalar. (In some cases this will preclude the use of the statement form of the directive.)

Constraint: If the *align-source-list* is present, its length must equal the rank of the *alignee*.

Constraint: An *align-dummy* must be a named variable.

Constraint: An object may not have both the `INHERIT` attribute and the `ALIGN` attribute. (However, an object with the `INHERIT` attribute may appear as an *alignee* in a `REALIGN` directive, provided that it does not appear as a *distributtee* in a `DISTRIBUTE` or `REDISTRIBUTE` directive.)

Note that the possibility of an `ALIGN` directive of the form

```
!HPF$ ALIGN align-attribute-stuff :: alignee-list
```

is covered by syntax rule H301 for a *combined-directive*.

The statement form of an `ALIGN` or `REALIGN` directive may be considered an abbreviation of an attributed form that happens to mention only one *alignee*:

```
!HPF$ ALIGN alignee ( align-source-list ) WITH align-spec
```

is equivalent to

```
!HPF$ ALIGN ( align-source-list ) WITH align-spec :: alignee
```

If the *align-source-list* is omitted from the attributed form and the *alignees* are not scalar, the *align-source-list* is assumed to consist of a parenthesized list of “:” entries, equal in number to the rank of the *alignees*. Similarly, if the *align-subscript-list* is omitted from the *align-spec* in either form, it is assumed to consist of a parenthesized list of “:” entries, equal in number to the rank of the *align-target*. So the directive

```
!HPF$ ALIGN WITH B :: A1, A2, A3
```

means

```
!HPF$ ALIGN (:,:) WITH B(:,:) :: A1, A2, A3
```

which in turn means the same as

```
!HPF$ ALIGN A1(:,:) WITH B(:,:)
```

```
!HPF$ ALIGN A2(:,:) WITH B(:,:)
```

```
!HPF$ ALIGN A3(:,:) WITH B(:,:)
```

because an attributed-form directive that mentions more than one *alignee* is equivalent to a series of identical directives, one for each *alignee*; all *alignees* must have the same rank. With this understanding, we will assume below, for the sake of simplifying the description, that an ALIGN or REALIGN directive has a single *alignee*.

Each *align-source* corresponds to one axis of the *alignee*, and is specified as either “:” or “*” or a dummy variable:

- If it is “:”, then positions along that axis will be spread out across the matching axis of the *align-spec* (see below).
- If it is “*”, then that axis is *collapsed*: positions along that axis make no difference in determining the corresponding position within the *align-target*. (Replacing the “*” with a dummy variable name not used anywhere else in the directive would have the same effect; “*” is merely a convenience that saves the trouble of inventing a variable name and makes it clear that no dependence on that dimension is intended.)
- A dummy variable is considered to range over all valid index values for that dimension of the *alignee*.

The WITH clause of an ALIGN has the following syntax:

H319 *align-with-clause* **is** WITH *align-spec*

H320 *align-spec* **is** *align-target* [(*align-subscript-list*)]
 or * *align-target* [(*align-subscript-list*)]

H321 *align-target* **is** *object-name*
 or *template-name*

H322 *align-subscript* **is** *int-expr*
 or *align-subscript-use*
 or *subscript-triplet*
 or *

| | | | | |
|----|------|----------------------------|-----------|--|
| 1 | H323 | <i>align-subscript-use</i> | is | [[<i>int-level-two-expr</i>] <i>add-op</i>] <i>align-add-operand</i> |
| 2 | | | or | <i>align-subscript-use add-op int-add-operand</i> |
| 3 | H324 | <i>align-add-operand</i> | is | [<i>int-add-operand</i> *] <i>align-primary</i> |
| 4 | | | or | <i>align-add-operand * int-mult-operand</i> |
| 5 | | | | |
| 6 | H325 | <i>align-primary</i> | is | <i>align-dummy</i> |
| 7 | | | or | (<i>align-subscript-use</i>) |
| 8 | H326 | <i>int-add-operand</i> | is | <i>add-operand</i> |
| 9 | | | | |
| 10 | H327 | <i>int-mult-operand</i> | is | <i>mult-operand</i> |
| 11 | H328 | <i>int-level-two-expr</i> | is | <i>level-2-expr</i> |

12

13 Constraint: If the *align-spec* in an **ALIGN** directive begins with “*” then every *alignee* must
 14 be a dummy argument.

15

16 Constraint: The *align-spec* in a **REALIGN** may not begin with “*”.

17

18 Constraint: Each *align-dummy* may appear at most once in an *align-subscript-list*.

19

20 Constraint: An *align-subscript-use* expression may contain at most one occurrence of an
 21 *align-dummy*.

22

23 Constraint: An *align-dummy* may not appear anywhere in the *align-spec* except where
 24 explicitly permitted to appear by virtue of the grammar shown above. Para-
 25 phrased, one may construct an *align-subscript-use* by starting with an *align-*
 26 *dummy* and then doing additive and multiplicative things to it with any integer
 27 expressions that contain no *align-dummy*.

28

29 Constraint: A *subscript* in an *align-subscript* may not contain occurrences of any *align-*
 30 *dummy*.

31

32 Constraint: An *int-add-operand*, *int-mult-operand*, or *int-level-two-expr* must be of type
 33 integer.

34

35 The syntax rules for an *align-subscript-use* take account of operator precedence issues,
 36 but the basic idea is simple: an *align-subscript-use* is intended to be a linear function of a
 37 single occurrence of an *align-dummy*.

38

39 For example, the following *align-subscript-use* expressions are valid, assuming that J,
 40 K, and M are *align-dummies* and N is not an *align-dummy*:

41

| | | | | | | |
|----|-----|---------|---------|--------|-----------|----------------------------|
| 40 | J | J+1 | 3-K | 2*M | N*M | 100-3*M |
| 41 | -J | +J | -K+3 | M+2**3 | M+N | -(4*7+IOR(6,9))*K-(13-5/3) |
| 42 | M*2 | N*(M-N) | 2*(J+1) | 5-K+3 | 10000-M*3 | 2*(3*(K-1)+13)-100 |

43

44 The following expressions are not valid *align-subscript-use* expressions:

45

| | | | | | | |
|----|-----|----------|---------|---------|-----------|------------------|
| 46 | J+J | J-J | 3*K-2*K | M*(N-M) | 2*J-3*J+J | 2*(3*(K-1)+13)-K |
| 47 | J*K | J+K | 3/K | 2**M | M*K | K-3*M |
| 48 | K-J | IOR(J,1) | -K/3 | M*(2+M) | M*(M-N) | 2** (2*J-3*J+J) |

The *align-spec* must contain exactly as many *subscript-triplets* as the number of colons (“:”) appearing in the *align-source-list*. These are matched up in corresponding left-to-right order, ignoring, for this purpose, any *align-source* that is not a colon and any *align-subscript* that is not a *subscript-triplet*. Consider a dimension of the *alignee* for which a colon appears as an *align-source* and let the lower and upper bounds of that array be *LA* and *UA*. Let the corresponding subscript triplet be *LT:UT:ST* or its equivalent. Then the colon could be replaced by a new, as-yet-unused dummy variable, say *J*, and the subscript triplet by the expression $(J-LA)*ST+LT$ without affecting the meaning of the directive. Moreover, the axes must conform, which means that

$$\max(0, UA - LA + 1) = \max(0, [(UT - LT + 1)/ST])$$

must be true. (This is entirely analogous to the treatment of array assignment.)

To simplify the remainder of the discussion, we assume that every colon in the *align-source-list* has been replaced by new dummy variables in exactly the fashion just described, and that every “*” in the *align-source-list* has likewise been replaced by an otherwise unused dummy variable. For example,

```
!HPF$ ALIGN A(:,*,K,,:,*) WITH B(31:,:,K+3,20:100:3)
```

may be transformed into its equivalent

```
!HPF$ ALIGN A(I,J,K,L,M,N) WITH B(I-LBOUND(A,1)+31,      &
!HPF$           L-LBOUND(A,4)+LBOUND(B,2),K+3,(M-LBOUND(A,5))*3+20)
```

with the attached requirements

```
SIZE(A,1) .EQ. UBOUND(B,1)-30
SIZE(A,4) .EQ. SIZE(B,2)
SIZE(A,5) .EQ. (100-20+3)/3
```

Thus we need consider further only the case where every *align-source* is a dummy variable and no *align-subscript* is a *subscript-triplet*.

Each dummy variable is considered to range over all valid index values for the corresponding dimension of the *alignee*. Every combination of possible values for the index variables selects an element of the *alignee*. The *align-spec* indicates a corresponding element (or section) of the *align-target* with which that element of the *alignee* should be aligned; this indication may be a function of the index values, but the nature of this function is syntactically restricted (as discussed above) to linear functions in order to limit the complexity of the implementation. Each *align-dummy* variable may appear at most once in the *align-spec* and only in certain rigidly prescribed contexts. The result is that each *align-subscript* expression may contain at most one *align-dummy* variable and the expression is constrained to be a linear function of that variable. (Therefore skew alignments are not possible.)

An asterisk “*” as an *align-subscript* indicates a replicated representation. Each element of the *alignee* is aligned with every position along that axis of the *align-target*.

Rationale. It may seem strange to use “*” to mean both collapsing and replication; the rationale is that “*” always stands conceptually for a dummy variable that appears nowhere else in the statement and ranges over the set of indices for the indicated dimension. Thus, for example,

1 !HPF\$ ALIGN A(:) WITH D(:,*)

2

3 means that a copy of **A** is aligned with every column of **D**, because it is conceptually
4 equivalent to

5

6 *for every legitimate index j, align A(:) with D(:,j)*

7

8 just as

9

10 !HPF\$ ALIGN A(:,*) WITH D(:)

11

12 is conceptually equivalent to

13

14 *for every legitimate index j, align A(:,j) with D(:)*

15

16 Note, however, that while HPF syntax allows

17

18 !HPF\$ ALIGN A(:,*) WITH D(:)

19

20 to be written in the alternate form

21

22 !HPF\$ ALIGN A(:,J) WITH D(:)

23

24 it does *not* allow

25

26 !HPF\$ ALIGN A(:) WITH D(:,*)

27

28 to be written in the alternate form

29

30 !HPF\$ ALIGN A(:) WITH D(:,J)

31

32 because that has another meaning (only a variable appearing in the *align-source-list*
33 following the *alignee* is understood to be an *align-dummy*, so the current value of the
34 variable **J** is used, thus aligning **A** with a single column of **D**).

35

36 Replication allows an optimizing compiler to arrange to read whichever copy is closest.
37 (Of course, when a replicated data object is written, all copies must be updated, not
38 just one copy. Replicated representations are very useful for use as small lookup
39 tables, where it is much faster to have a copy in each physical processor but without
40 giving it an extra dimension that is logically unnecessary to the algorithm.) (*End of
rationale.*)

41

42 By applying the transformations given above, all cases of an *align-subscript* may be
43 conceptually reduced to either an *int-expr* (not involving an *align-dummy*) or an *align-*
44 *subscript-use* and the *align-source-list* may be reduced to a list of index variables with no “*”
45 or “:”. An *align-subscript-list* may then be evaluated for any specific combination of values
46 for the *align-dummy* variables simply by evaluating each *align-subscript* as an expression.
47 The resulting subscript values must be legitimate subscripts for the *align-target*. (This
48 implies that the *alignee* is not allowed to “wrap around” or “extend past the edges” of an
align-target.) The selected element of the *alignee* is then considered to be aligned with the

indicated element of the *align-target*; more precisely, the selected element of the *alignee* is considered to be ultimately aligned with the same object with which the indicated element of the *align-target* is currently ultimately aligned (possibly itself).

Once a relationship of ultimate alignment is established, it persists, even if the ultimate *align-target* is redistributed, unless and until the *alignee* is realigned by a `REALIGN` directive, which is permissible only if the *alignee* has the `DYNAMIC` attribute.

More examples of `ALIGN` directives:

```

      INTEGER D1(N)
      LOGICAL D2(N,N)
      REAL, DIMENSION(N,N):: X,A,B,C,AR1,AR2A,P,Q,R,S
!HPF$ ALIGN X(:,*) WITH D1(:)
!HPF$ ALIGN (:,*) WITH D1:: A,B,C,AR1,AR2A
!HPF$ ALIGN WITH D2, DYNAMIC:: P,Q,R,S

```

Note that, in a *alignee-list*, the alignees must all have the same rank but need not all have the same shape; the extents need match only for dimensions that correspond to colons in the *align-source-list*. This turns out to be an extremely important convenience; one of the most common cases in current practice is aligning arrays that match in distributed (“parallel”) dimensions but may differ in collapsed (“on-processor”) dimensions:

```

      REAL A(3,N), B(4,N), C(43,N), Q(N)
!HPF$ DISTRIBUTE Q(BLOCK)
!HPF$ ALIGN (*,:) WITH Q:: A,B,C

```

Here there are processors (perhaps `N` of them) and arrays of different sizes (3, 4, 43) within each processor are required. As far as HPF is concerned, the numbers 3, 4, and 43 may be different, because those axes will be collapsed. Thus array elements with indices differing only along that axis will all be aligned with the same element of `Q` (and thus be specified as residing in the same processor).

In the following examples, each directive in the group means the same thing, assuming that corresponding axis upper and lower bounds match:

```

!Second axis of X is collapsed
!HPF$ ALIGN X(:,*) WITH D1(:)
!HPF$ ALIGN X(J,*) WITH D1(J)
!HPF$ ALIGN X(J,K) WITH D1(J)

```

```

!Replicated representation along second axis of D3
!HPF$ ALIGN X(:, :) WITH D3(:, *, :)
!HPF$ ALIGN X(J,K) WITH D3(J, *, K)

```

```

!Transposing two axes
!HPF$ ALIGN X(J,K) WITH D2(K,J)
!HPF$ ALIGN X(J,:) WITH D2(:, J)
!HPF$ ALIGN X(:,K) WITH D2(K,:)
!But there isn't any way to get rid of *both* index variables;
! the subscript-triplet syntax alone cannot express transposition.

```



```

1      !Reversing both axes
2      !HPF$ ALIGN X(J,K) WITH D2(M-J+1,N-K+1)
3      !HPF$ ALIGN X(:, :) WITH D2(M:1:-1,N:1:-1)
4
5      !Simple case
6      !HPF$ ALIGN X(J,K) WITH D2(J,K)
7      !HPF$ ALIGN X(:, :) WITH D2(:, :)
8      !HPF$ ALIGN (J,K) WITH D2(J,K):: X
9      !HPF$ ALIGN (:, :) WITH D2(:,):: X
10     !HPF$ ALIGN WITH D2:: X

```

3.5 DYNAMIC Directive

The DYNAMIC attribute specifies that an object may be dynamically realigned or redistributed.

H329 *dynamic-directive* is DYNAMIC *alignee-or-distributee-list*

H330 *alignee-or-distributee* is *alignee*
or *distributee*

Constraint: An object in COMMON may not be declared DYNAMIC and may not be aligned to an object (or template) that is DYNAMIC. (To get this kind of effect, Fortran 90 modules must be used instead of COMMON blocks.)

Constraint: An object with the SAVE attribute may not be declared DYNAMIC and may not be aligned to an object (or template) that is DYNAMIC.

A REALIGN directive may not be applied to an *alignee* that does not have the DYNAMIC attribute. A REDISTRIBUTE directive may not be applied to a *distributee* that does not have the DYNAMIC attribute.

A DYNAMIC directive may be combined with other directives, with the attributes stated in any order, consistent with the Fortran 90 attribute syntax.

Examples:

```

32     !HPF$ DYNAMIC A,B,C,D,E
33     !HPF$ DYNAMIC:: A,B,C,D,E
34     !HPF$ DYNAMIC, ALIGN WITH SNEEZY:: X,Y,Z
35     !HPF$ ALIGN WITH SNEEZY, DYNAMIC:: X,Y,Z
36     !HPF$ DYNAMIC, DISTRIBUTE(BLOCK, BLOCK) :: X,Y
37     !HPF$ DISTRIBUTE(BLOCK, BLOCK), DYNAMIC :: X,Y

```

The first two examples mean exactly the same thing. The next two examples mean exactly the same second thing. The last two examples mean exactly the same third thing.

The three directives

```

42     !HPF$ TEMPLATE A(64,64),B(64,64),C(64,64),D(64,64)
43     !HPF$ DISTRIBUTE(BLOCK, BLOCK) ONTO P:: A,B,C,D
44     !HPF$ DYNAMIC A,B,C,D

```

may be combined into a single directive as follows:

```

47     !HPF$ TEMPLATE, DISTRIBUTE(BLOCK, BLOCK) ONTO P, &
48     !HPF$ DIMENSION(64,64),DYNAMIC :: A,B,C,D

```

3.6 Allocatable Arrays and Pointers

A variable with the `POINTER` or `ALLOCATABLE` attribute may appear as an *alignee* in an `ALIGN` directive or as a *distributee* in a `DISTRIBUTE` directive. Such directives do not take effect immediately, however; they take effect each time the array is allocated by an `ALLOCATE` statement, rather than on entry to the scoping unit. The values of all specification expressions in such a directive are determined once on entry to the scoping unit and may be used multiple times (or not at all). For example:

```

SUBROUTINE MILLARD_FILLMORE(N,M)
  REAL, ALLOCATABLE, DIMENSION(:) :: A, B
!HPF$ ALIGN B(I) WITH A(I+N)
!HPF$ DISTRIBUTE A(BLOCK(M*2))
  N = 43
  M = 91
  ALLOCATE(A(27))
  ALLOCATE(B(13))
  ...

```

The values of the expressions `N` and `M*2` on entry to the subprogram are conceptually retained by the `ALIGN` and `DISTRIBUTE` directives for later use at allocation time. When the array `A` is allocated, it is distributed with a block size equal to the retained value of `M*2`, not the value 182. When the array `B` is allocated, it is aligned relative to `A` according to the retained value of `N`, not its new value 43.

Note that it would have been incorrect in the `MILLARD_FILLMORE` example to perform the two `ALLOCATE` statements in the opposite order. In general, when an object `X` is created it may be aligned to another object `Y` only if `Y` has already been created or allocated. The following example illustrates several related cases.

```

SUBROUTINE WARREN_HARDING(P,Q)
  REAL P(:)
  REAL Q(:)
  REAL R(SIZE(Q))
  REAL, ALLOCATABLE :: S(:),T(:)
!HPF$ ALIGN P(I) WITH T(I)                !Nonconforming
!HPF$ ALIGN Q(I) WITH *T(I)              !Nonconforming
!HPF$ ALIGN R(I) WITH T(I)                !Nonconforming
!HPF$ ALIGN S(I) WITH T(I)
  ALLOCATE(S(SIZE(Q)))                    !Nonconforming
  ALLOCATE(T(SIZE(Q)))

```

The `ALIGN` directives are not HPF-conforming because the array `T` has not yet been allocated at the time that the various alignments must take place. The four cases differ slightly in their details. The arrays `P` and `Q` already exist on entry to the subroutine, but because `T` is not yet allocated, one cannot correctly prescribe the alignment of `P` or describe the alignment of `Q` relative to `T`. (See Section 3.10 for a discussion of prescriptive and descriptive directives.) The array `R` is created on subroutine entry and its size can correctly depend on the `SIZE` of `Q`, but the alignment of `R` cannot be specified in terms of the alignment of `T` any more than its size can be specified in terms of the size of `T`. It *is* permitted to have an alignment directive for `S` in terms of `T`, because the alignment action does not take place until `S` is

1 allocated; however, the first `ALLOCATE` statement is nonconforming because `S` needs to be
2 aligned but at that point in time `T` is still unallocated.

3 If an `ALLOCATE` statement is immediately followed by `REDISTRIBUTE` and/or `REALIGN`
4 directives, the meaning in principle is that the array is first created with the statically
5 declared alignment, then immediately remapped. In practice there is an obvious optimiza-
6 tion: create the array in the processors to which it is about to be remapped, in a single
7 step. HPF implementors are strongly encouraged to implement this optimization and HPF
8 programmers are encouraged to rely upon it. Here is an example:

```
9
10     REAL,ALLOCATABLE(:, :) :: TINKER, EVERS
11 !HPF$ DYNAMIC :: TINKER, EVERS
12     REAL, POINTER :: CHANCE(:)
13 !HPF$ DISTRIBUTE(BLOCK),DYNAMIC :: CHANCE
14     ...
15     READ 6,M,N
16     ALLOCATE(TINKER(N*M,N*M))
17 !HPF$ REDISTRIBUTE TINKER(CYCLIC, BLOCK)
18     ALLOCATE(EVERS(N,N))
19 !HPF$ REALIGN EVERS(:, :) WITH TINKER(M::M,1::M)
20     ALLOCATE(CHANCE(10000))
21 !HPF$ REDISTRIBUTE CHANCE(CYCLIC)
```

22 While `CHANCE` is by default always allocated with a `BLOCK` distribution, it should be possible
23 for a compiler to notice that it will immediately be remapped to a `CYCLIC` distribution.
24 Similar remarks apply to `TINKER` and `EVERS`. (Note that `EVERS` is mapped in a thinly-
25 spread-out manner onto `TINKER`; adjacent elements of `EVERS` are mapped to elements of
26 `TINKER` separated by a stride `M`. This thinly-spread-out mapping is put in the lower left
27 corner of `TINKER`, because `EVERS(1,1)` is mapped to `TINKER(M,1)`.)

28 An array pointer may be used in `REALIGN` and `REDISTRIBUTE` as an *alignee*, *align-target*,
29 or *distributee* if and only if it is currently associated with a whole array, not an array section.
30 One may remap an object by using a pointer as an *alignee* or *distributee* only if the object
31 was created by `ALLOCATE` but is not an `ALLOCATABLE` array.

32 Any directive that remaps an object constitutes an assertion on the part of the program-
33 mer that the remainder of program execution would be unaffected if all pointers associated
34 with any portion of the object were instantly to acquire undefined pointer association status,
35 except for the one pointer, if any, used to indicate the object in the remapping directive.
36

37 *Advice to implementors.* If HPF directives were ever to be absorbed as actual
38 Fortran statements, the previous paragraph could be written as “Remapping an object
39 causes all pointers associated with any portion of the object to have undefined pointer
40 association status, except for the one pointer, if any, used to indicate the object in
41 the remapping directive.” The more complicated wording here is intended to avoid
42 any implication that the remapping directives, in the form of structured comment
43 annotations, have any effect on the execution semantics, as opposed to the execution
44 speed, of the annotated program.) (*End of advice to implementors.*)
45

46 When an array is allocated, it will be aligned to an existing template if there is an
47 explicit `ALIGN` directive for the allocatable variable. If there is no explicit `ALIGN` directive,
48 then the array will be ultimately aligned with itself. It is forbidden for any other object

to be ultimately aligned to an array at the time the array becomes undefined by reason of deallocation. All this applies regardless of whether the name originally used in the `ALLOCATE` statement when the array was created had the `ALLOCATABLE` attribute or the `POINTER` attribute.

3.7 PROCESSORS Directive

The `PROCESSORS` directive declares one or more rectilinear processor arrangements, specifying for each one its name, its rank (number of dimensions), and the extent in each dimension. It may appear only in the *specification-part* of a scoping unit. Every dimension of a processor arrangement must have nonzero extent; therefore a processor arrangement cannot be empty.

In the language of section 14.1.2 of the Fortran 90 standard, processor arrangements are local entities of class (1); therefore a processor arrangement may not have the same name as a variable, named constant, internal procedure, etc., in the same scoping unit. Names of processor arrangements obey the same rules for host and use association as other names in the long list in section 12.1.2.2.1 of the Fortran 90 standard.

If two processor arrangements have the same shape, then corresponding elements of the two arrangements are understood to refer to the same abstract processor. (It is anticipated that language-processor-dependent directives provided by some HPF implementations could overrule the default correspondence of processor arrangements that have the same shape.)

If directives collectively specify that two objects be mapped to the same abstract processor at a given instant during the program execution, the intent is that the two objects be mapped to the same physical processor at that instant.

The intrinsic functions `NUMBER_OF_PROCESSORS` and `PROCESSORS_SHAPE` may be used to inquire about the total number of actual physical processors used to execute the program. This information may then be used to calculate appropriate sizes for the declared abstract processor arrangements.

H331 *processors-directive* **is** `PROCESSORS` *processors-decl-list*

H332 *processors-decl* **is** *processors-name* [(*explicit-shape-spec-list*)]

H333 *processors-name* **is** *object-name*

Examples:

```
!HPF$ PROCESSORS P(N)
!HPF$ PROCESSORS Q(NUMBER_OF_PROCESSORS()),      &
!HPF$           R(8,NUMBER_OF_PROCESSORS()/8)
!HPF$ PROCESSORS BIZARRO(1972:1997,-20:17)
!HPF$ PROCESSORS SCALARPROC
```

If no shape is specified, then the declared processor arrangement is conceptually scalar.

Rationale. A scalar processor arrangement may be useful as a way of indicating that certain scalar data should be kept together but need not interact strongly with distributed data. Depending on the implementation architecture, data distributed onto such a processor arrangement may reside in a single “control” or “host” processor (if the machine has one), or may reside in an arbitrarily chosen processor, or may be

1 replicated over all processors. For target architectures that have a set of computational
 2 processors and a separate scalar host computer, a natural implementation is to map
 3 every scalar processor arrangement onto the host processor. For target architectures
 4 that have a set of computational processors but no separate scalar “host” computer,
 5 data mapped to a scalar processor arrangement might be mapped to some arbitrarily
 6 chosen computational processor or replicated onto all computational processors. (*End*
 7 *of rationale.*)

8
 9 An HPF compiler is required to accept any `PROCESSORS` declaration in which the prod-
 10 uct of the extents of each declared processor arrangement is equal to the number of physical
 11 processors that would be returned by the call `NUMBER_OF_PROCESSORS()`. It must also accept
 12 all declarations of scalar `PROCESSOR` arrangements. Other cases may be handled as well,
 13 depending on the implementation.

14 For compatibility with the Fortran 90 attribute syntax, an optional “:” may be
 15 inserted. The shape may also be specified with the `DIMENSION` attribute:

```
16 !HPF$ PROCESSORS :: RUBIK(3,3,3)
17 !HPF$ PROCESSORS, DIMENSION(3,3,3) :: RUBIK
```

18
 19 As in Fortran 90, an *explicit-shape-spec-list* in a *processors-decl* will override an explicit
 20 `DIMENSION` attribute:

```
21  

  22 !HPF$ PROCESSORS, DIMENSION(3,3,3) ::      &
  23 !HPF$          RUBIK, RUBIKS_REVENGE(4,4,4), SOMA
```

24
 25 Here `RUBIKS_REVENGE` is $4 \times 4 \times 4$ while `RUBIK` and `SOMA` are each $3 \times 3 \times 3$. (By the rules
 26 enunciated above, however, such a statement may not be completely portable because no
 27 HPF language processor is required to handle shapes of total sizes 27 and 64 simultaneously.)

28 Returning from a subprogram causes all processor arrangements declared local to that
 29 subprogram to become undefined. It is not HPF-conforming for any array or template to be
 30 distributed onto a processor arrangement at the time the processor arrangement becomes
 31 undefined unless at least one of two conditions holds:

- 32
 33 • The array or template itself becomes undefined at the same time by virtue of returning
 34 from the subprogram.
- 35
 36 • Whenever the subprogram is called, the processor arrangement is always locally de-
 37 fined in the same way, with identical lower bounds, and identical upper bounds.

38
 39 *Rationale.* Note that second condition is slightly less stringent than requiring
 40 all expressions to be constant. This allows calls to `NUMBER_OF_PROCESSORS` or
 41 `PROCESSORS_SHAPE` to appear without violating the condition. (*End of rationale.*)

42
 43 Variables in `COMMON` or having the `SAVE` attribute may be mapped to a locally declared
 44 processor arrangement, but because the first condition cannot hold for such variables (they
 45 don’t become undefined), the second condition must be observed. This allows `COMMON`
 46 variables to work properly through the customary strategy of putting identical declarations
 47 in each scoping unit that needs to use them, while allowing the processor arrangements to
 48 which they may be mapped to depend on the value returned by `NUMBER_OF_PROCESSORS`.

Advice to implementors. It may be desirable to have a way for the user to specify at compile time the number of physical processors on which the program is to be executed. This might be specified either by a language-processor-dependent directive, for example, or through the programming environment (for example, as a UNIX command-line argument). Such facilities are beyond the scope of the HPF specification, but as food for thought we offer the following illustrative hypothetical examples:

```

!Declaration for multiprocessor by ABC Corporation
!ABC$ PHYSICAL PROCESSORS(8)
!Declaration for mpp by XYZ Incorporated
!XYZ$ PHYSICAL PROCESSORS(65536)
!Declaration for hypercube machine by PDQ Limited
!PDQ$ PHYSICAL PROCESSORS(2,2,2,2,2,2,2,2,2,2)
!Declaration for two-dimensional grid machine by TLA GmbH
!TLA$ PHYSICAL PROCESSORS(128,64)
!One of the preceding might affect the following
!HPF$ PROCESSORS P(NUMBER_OF_PROCESSORS())

```

It may furthermore be desirable to have a way for the user to specify the precise mapping of the processor arrangement declared in a `PROCESSORS` statement to the physical processors of the executing hardware. Again, this might be specified either by a language-processor-dependent directive or through the programming environment (for example, as a UNIX command-line argument); such facilities are beyond the scope of the HPF specification, but as food for thought we offer the following illustrative hypothetical example:

```

!PDQ$ PHYSICAL PROCESSORS(2,2,2,2,2,2,2,2,2,2,2,2)
!HPF$ PROCESSORS G(8,64,16)
!PDQ$ MACHINE LAYOUT G(:GRAY(0:2),:GRAY(6:11),:BINARY(3:5,12))

```

This might specify that the first dimension of `G` should use hypercube axes 0, 1, 2 with a Gray-code ordering; the second dimension should use hypercube axes 6 through 11 with a Gray-code ordering; and the third dimension should use hypercube axes 3, 4, 5, and 12 with a binary ordering. (*End of advice to implementors.*)

3.8 TEMPLATE Directive

The `TEMPLATE` directive declares one or more templates, specifying for each the name, the rank (number of dimensions), and the extent in each dimension. It must appear in the *specification-part* of a scoping unit.

In the language of section 14.1.2 of the Fortran 90 standard, templates are local entities of class (1); therefore a template may not have the same name as a variable, named constant, internal procedure, etc., in the same scoping unit. Template names obey the rules for host and use association as other names in the list in section 12.1.2.2.1 of the Fortran 90 standard.

A template is simply an abstract space of indexed positions; it can be considered as an “array of nothings” (as compared to an “array of integers,” say). A template may be used as an abstract *align-target* that may then be distributed.

```

1 H334 template-directive      is TEMPLATE template-decl-list
2 H335 template-decl          is template-name [ ( explicit-shape-spec-list ) ]
3
4 H336 template-name          is object-name

```

Examples:

```

7      !HPF$ TEMPLATE A(N)
8      !HPF$ TEMPLATE B(N,N), C(N,2*N)
9      !HPF$ TEMPLATE DOPEY(100,100),SNEEZY(24),GRUMPY(17,3,5)
10

```

If the “:.” syntax is used, then the declared templates may optionally be distributed in the same *combined-directive*. In this case all templates declared by the directive must have the same rank so that the DISTRIBUTE attribute will be meaningful. The DIMENSION attribute may also be used.

```

16     !HPF$ TEMPLATE, DISTRIBUTE(BLOCK,*) ::      &
17     !HPF$                                     WHINEY(64,64),MOPEY(128,128)
18     !HPF$ TEMPLATE, DIMENSION(91,91) :: BORED,WHEEZY,PERKY
19

```

Templates are useful in the particular situation where one must align several arrays relative to one another but there is no need to declare a single array that spans the entire index space of interest. For example, one might want four $N \times N$ arrays aligned to the four corners of a template of size $(N + 1) \times (N + 1)$:

```

25     !HPF$ TEMPLATE, DISTRIBUTE(BLOCK, BLOCK) :: EARTH(N+1,N+1)
26     REAL, DIMENSION(N,N) :: NW, NE, SW, SE
27     !HPF$ ALIGN NW(I,J) WITH EARTH( I , J )
28     !HPF$ ALIGN NE(I,J) WITH EARTH( I ,J+1)
29     !HPF$ ALIGN SW(I,J) WITH EARTH(I+1, J )
30     !HPF$ ALIGN SE(I,J) WITH EARTH(I+1,J+1)
31

```

Templates may also be useful in making assertions about the mapping of dummy arguments (see Section 3.10).

Unlike arrays, templates cannot be in COMMON. So two templates declared in different scoping units will always be distinct, even if they are given the same name. The only way for two program units to refer to the same template is to declare the template in a module that is then used by the two program units.

Templates are not passed through the subprogram argument interface. The template to which a dummy argument is aligned is always distinct from the template to which the actual argument is aligned, though it may be a copy (see Section 3.9). On exit from a subprogram, an HPF implementation arranges that the actual argument is aligned with the same template with which it was aligned before the call.

Returning from a subprogram causes all templates declared local to that subprogram to become undefined. It is not HPF-conforming for any variable to be aligned to a template at the time the template becomes undefined unless at least one of two conditions holds:

- The variable itself becomes undefined at the same time by virtue of returning from the subprogram.

- Whenever the subprogram is called, the template is always locally defined in the same way, with identical lower bounds, identical upper bounds, and identical distribution information (if any) onto identically defined processor arrangements (see Section 3.7).

Rationale. (Note that this second condition is slightly less stringent than requiring all expressions to be constant. This allows calls to `NUMBER_OF_PROCESSORS` or `PROCESSORS_SHAPE` to appear without violating the condition.) (*End of rationale.*)

Variables in `COMMON` or having the `SAVE` attribute may be mapped to a locally declared template, but because the first condition cannot hold for such variable (they don't become undefined), the second condition must be observed.

3.9 INHERIT Directive

The `INHERIT` directive specifies that a dummy argument should be aligned to a copy of the template of the corresponding actual argument in the same way that the actual argument is aligned.

H337 *inherit-directive* **is** `INHERIT` *dummy-argument-name-list*

The `INHERIT` directive causes the named subprogram dummy arguments to have the `INHERIT` attribute. Only dummy arguments may have the `INHERIT` attribute. An object may not have both the `INHERIT` attribute and the `ALIGN` attribute. The `INHERIT` directive may only appear in a *specification-part* of a scoping unit.

The `INHERIT` attribute specifies that the template for a dummy argument should be inherited, by making a copy of the template of the actual argument. Moreover, the `INHERIT` attribute implies a default distribution of `DISTRIBUTE * ONTO *`. Note that this default distribution is not part of Subset HPF; if a program uses `INHERIT`, it must override the default distribution with an explicit mapping directive in order to conform to Subset HPF. See Section 3.10 for further exposition. If an explicit mapping directive appears for the dummy argument, thereby overriding the default distribution, then the actual argument must be a whole array or a regular array section; it may not be an expression of any other form

If none of the attributes `INHERIT`, `ALIGN`, and `DISTRIBUTE` is specified explicitly for a dummy argument, then the template of the dummy argument has the same shape as the dummy itself and the dummy argument is aligned to its template by the identity mapping.

An `INHERIT` directive may be combined with other directives, with the attributes stated in any order, more or less consistent with Fortran 90 attribute syntax.

Consider the following example:

```

REAL DOUGH(100)
!HPF$ DISTRIBUTE DOUGH(BLOCK(10))
CALL PROBATE( DOUGH(7:23:2) )
...
SUBROUTINE PROBATE(BREAD)
REAL BREAD(9)

```


1 !HPF\$ INHERIT BREAD

2
3
4 The inherited template of `BREAD` has shape `[100]`; element `BREAD(I)` is aligned with
5 element `5 + 2*I` of the inherited template and, since `BREAD` does not appear in a prescriptive
6 `DISTRIBUTE` directive, it has a `BLOCK(10)` distribution.

7 8 3.10 Alignment, Distribution, and Subprogram Interfaces

9
10 Mapping directives may be applied to dummy arguments in the same manner as for other
11 variables; such directives may also appear in interface blocks. However, there are addi-
12 tional options that may be used only with dummy arguments: asterisks, indicating that a
13 specification is descriptive rather than prescriptive, and the `INHERIT` attribute.

14 First, consider the rules for the caller. If there is an explicit interface for the called
15 subprogram and that interface contains mapping directives (whether prescriptive or de-
16 scriptive) for the dummy argument in question, the actual argument will be remapped if
17 necessary to conform to the directives in the explicit interface. The template of the dummy
18 will then be as declared in the interface. If there is no explicit interface, then actual argu-
19 ments that are whole arrays or regular array sections may be remapped at the discretion of
20 the language processor; the values of other expressions may be mapped in any manner at
21 the discretion of the language processor.

22 *Rationale.* The caller is required to treat descriptive directives in an explicit interface
23 as if they were prescriptive so that the directives in the interface may be an exact
24 textual copy of the directives appearing in the subprogram. If the *caller* enforces
25 descriptive directives as if they were prescriptive, then the descriptive directives in
26 the *called* routine will in fact be correct descriptions. (*End of rationale.*)

27
28 In order to describe explicitly the distribution of a dummy argument, the template
29 that is subject to distribution must be determined. A dummy argument always has a fresh
30 template to which it is ultimately aligned; this template is constructed in one of three ways:

- 31
32 • If the dummy argument appears explicitly as an *alignee* in an `ALIGN` directive, its
33 template is specified by the *align-target*.
- 34 • If the dummy argument is not explicitly aligned and does not have the `INHERIT`
35 attribute, then the template has the same shape and bounds as the dummy argument;
36 this is called the *natural template* for the dummy.
- 37
38 • If the dummy argument is not explicitly aligned and does have the `INHERIT` attribute,
39 then the template is “inherited” from the actual argument according to the following
40 rules:
- 41 – If the actual argument is a whole array, the template of the dummy is a copy of
42 the template with which the actual argument is ultimately aligned.
- 43 – If the actual argument is a regular array section of array *A*, then the template
44 of the dummy is a copy of the template with which *A* is ultimately aligned.
- 45 – If the actual argument is any other expression, the shape and distribution of the
46 template may be chosen arbitrarily by the language processor (and therefore the
47 programmer cannot know anything *a priori* about its distribution).
- 48

In all of these cases, we say that the dummy has an *inherited template* rather than a natural template.

Consider the following example:

```

LOGICAL FRUG(128),TWIST(128)
!HPF$ PROCESSORS DANCE_FLOOR(16)
!HPF$ DISTRIBUTE (BLOCK) ONTO DANCE_FLOOR::FRUG,TWIST
CALL TERPSICHORE(FRUG(1:40:3),TWIST(1:40:3))

```

The two array sections `FRUG(1:40:3)` and `TWIST(1:40:3)` are mapped onto abstract processors in the same manner:

| | 1 | 2 | 3 | 4 | 5 | 6 | 7 | 8 | 9 | 10 | 11 | 12 | 13 | 14 | 15 | 16 |
|---|---|----|----|----|----|---|---|---|---|----|----|----|----|----|----|----|
| 1 | | | | 25 | | | | | | | | | | | | |
| | | 10 | | | 34 | | | | | | | | | | | |
| | | | 19 | | | | | | | | | | | | | |
| 4 | | | | 28 | | | | | | | | | | | | |
| | | 13 | | | 37 | | | | | | | | | | | |
| | | | 22 | | | | | | | | | | | | | |
| 7 | | | | 31 | | | | | | | | | | | | |
| | | 16 | | | 40 | | | | | | | | | | | |

However, the subroutine `TERPSICHORE` will view them in different ways because it inherits the template for the second dummy but not the first:

```

SUBROUTINE TERPSICHORE(FOXTROT,TANGO)
LOGICAL FOXTROT(:),TANGO(:)
!HPF$ INHERIT TANGO

```

Therefore the template of `TANGO` is a copy of the 128 element template of the whole array `TWIST`. The template is mapped like this:

| | 1 | 2 | 3 | 4 | 5 | 6 | 7 | 8 | 9 | 10 | 11 | 12 | 13 | 14 | 15 | 16 |
|---|----|----|----|----|----|----|----|----|----|----|----|-----|-----|-----|-----|----|
| 1 | 9 | 17 | 25 | 33 | 41 | 49 | 57 | 65 | 73 | 81 | 89 | 97 | 105 | 113 | 121 | |
| 2 | 10 | 18 | 26 | 34 | 42 | 50 | 58 | 66 | 74 | 82 | 90 | 98 | 106 | 114 | 122 | |
| 3 | 11 | 19 | 27 | 35 | 43 | 51 | 59 | 67 | 75 | 83 | 91 | 99 | 107 | 115 | 123 | |
| 4 | 12 | 20 | 28 | 36 | 44 | 52 | 60 | 68 | 76 | 84 | 92 | 100 | 108 | 116 | 124 | |
| 5 | 13 | 21 | 29 | 37 | 45 | 53 | 61 | 69 | 77 | 85 | 93 | 101 | 109 | 117 | 125 | |
| 6 | 14 | 22 | 30 | 38 | 46 | 54 | 62 | 70 | 78 | 86 | 94 | 102 | 110 | 118 | 126 | |
| 7 | 15 | 23 | 31 | 39 | 47 | 55 | 63 | 71 | 79 | 87 | 95 | 103 | 111 | 119 | 127 | |
| 8 | 16 | 24 | 32 | 40 | 48 | 56 | 64 | 72 | 80 | 88 | 96 | 104 | 112 | 120 | 128 | |

`TANGO(I)` is aligned with element $3*I-2$ of the template. But the template of `FOXTROT` has the same size 14 as `FOXTROT` itself. The actual argument, `FRUG(1:40:3)` is mapped to the 16 processors in this manner:

| | Abstract processor | Elements of FRUG |
|---|--------------------|------------------|
| 1 | 1 | 1, 2, 3 |
| 2 | 2 | 4, 5, 6 |
| 3 | 3 | 7, 8 |
| 4 | 4 | 9, 10, 11 |
| 5 | 5 | 12, 13, 14 |
| 6 | 6–16 | none |

It would be reasonable to understand the mapping of the template of `FOXTROT` to coincide with the layout of the array section:

| | 1 | 2 | 3 | 4 | 5 | 6 | 7 | 8 | 9 | 10 | 11 | 12 | 13 | 14 | 15 | 16 |
|---|---|---|---|----|----|---|---|---|---|----|----|----|----|----|----|----|
| 1 | 1 | | | 9 | | | | | | | | | | | | |
| 2 | | 4 | | | 12 | | | | | | | | | | | |
| 3 | | | 7 | | | | | | | | | | | | | |
| 4 | 2 | | | 10 | | | | | | | | | | | | |
| 5 | | 5 | | | 13 | | | | | | | | | | | |
| 6 | | | 8 | | | | | | | | | | | | | |
| 7 | 3 | | | 11 | | | | | | | | | | | | |
| 8 | | 6 | | | 14 | | | | | | | | | | | |

but we shall see that this is not permitted in HPF. Within subroutine `TERPSICHORE` it would be correct to make the descriptive assertion

```
!HPF$ DISTRIBUTE TANGO *(BLOCK)
```

but it would not be correct to declare

```
!HPF$ DISTRIBUTE FOXTROT *(BLOCK)                                !Nonconforming
```

Each of these asserts that the template of the specified dummy argument is already distributed `BLOCK` on entry to the subroutine. The shape of the template for `TANGO` is `[128]`, inherited (copied) from the array `TWIST`, whose section was passed as the corresponding actual argument, and that template does indeed have a `BLOCK` distribution. But the shape of the template for `FOXTROT` is `[14]`; the layout of the elements of the actual argument `FRUG(1:40:3)` (3 on the first processor, 3 on the second processor, 2 on the third processor, 3 on the fourth processor, ...) cannot properly be described as a `BLOCK` distribution of a length-14 template, so the `DISTRIBUTE` declaration for `FOXTROT` shown above would indeed be erroneous.

On the other hand, the layout of `FRUG(1:40:3)` can be described in terms of an alignment to a length-128 template which can be described by an explicit `TEMPLATE` declaration (see Section 3.8), so the directives

```
!HPF$ PROCESSORS DANCE_FLOOR(16)
!HPF$ TEMPLATE, DISTRIBUTE(BLOCK) ONTO DANCE_FLOOR::GURF(128)
!HPF$ ALIGN FOXTROT(J) WITH *GURF(3*J-2)
```

could be correctly included in `TERPSICHORE` to describe the layout of `FOXTR0T` on entry to the subroutine without using an inherited template.

The simplest case is the use of the `INHERIT` attribute alone. If a dummy argument has the `INHERIT` attribute and no explicit `ALIGN` or `DISTRIBUTE` attribute, the net effect is to tell the compiler to leave the data exactly where it is—and not attempt to remap the actual argument. The dummy argument will be mapped in exactly the same manner as the actual argument; the subprogram must be compiled in such a way as to work correctly no matter how the actual argument may be mapped onto abstract processors. (It has this effect because an `INHERIT` attribute on a dummy `D` implicitly specifies the default distribution

```
!HPF$ DISTRIBUTE D * ONTO *
```

rather than allowing the compiler to choose any distribution it pleases for the dummy argument. The meaning of this implied `DISTRIBUTE` directive is discussed below.)

In the general case of a `DISTRIBUTE` directive, where every *distribee* is a dummy argument, either the *dist-format-clause* or the *dist-target*, or both, may begin with, or consist of, an asterisk.

- Without an asterisk, a *dist-format-clause* or *dist-target* is prescriptive; the clause describes a distribution and constitutes a request of the language processor to make it so. This might entail remapping or copying the actual argument at run time in order to satisfy the requested distribution for the dummy.
- Starting with an asterisk, a *dist-format-clause* or *dist-target* is descriptive; the clause describes a distribution and constitutes an assertion to the language processor that it will already be so. The programmer claims that, for every call to the subprogram, the actual argument will be such that the stated distribution already describes the mapping of that data. (The intent is that if the argument is passed by reference, no movement of the data will be necessary at run time. All this is under the assumption that the language processor has observed all other directives. While a conforming HPF language processor is not required to obey mapping directives, it should handle descriptive directives with the understanding that their implied assertions are relative to this assumption.)
- Consisting of only an asterisk, a *dist-format-clause* or *dist-target* is transcriptive; the clause says nothing about the distribution but constitutes a request of the language processor to copy that aspect of the distribution from that of the actual argument. (The intent is that if the argument is passed by reference, no movement of the data will be necessary at run time.) Note that the transcriptive case, whether explicit or implicit, is not included in Subset HPF.

It is possible that, in a single `DISTRIBUTE` directive, the *dist-format-clause* might have an asterisk but not the *dist-target*, or vice versa.

These examples of `DISTRIBUTE` directives for dummy arguments illustrate the various combinations:

```
!HPF$ DISTRIBUTE URANIA (CYCLIC) ONTO GALILEO
```

The language processor should do whatever it takes to cause `URANIA` to have a `CYCLIC` distribution on the processor arrangement `GALILEO`.

1 !HPF\$ DISTRIBUTE POLYHYMNIA * ONTO ELVIS

2 The language processor should do whatever it takes to cause POLYHYMNIA to be distributed
3 onto the processor arrangement ELVIS, using whatever distribution format it currently has
4 (which might be on some other processor arrangement). (You can't say this in Subset HPF.)

5 !HPF\$ DISTRIBUTE THALIA *(CYCLIC) ONTO FLIP

6 The language processor should do whatever it takes to cause THALIA to have a CYCLIC
7 distribution on the processor arrangement FLIP; THALIA already has a cyclic distribution,
8 though it might be on some other processor arrangement.

9 !HPF\$ DISTRIBUTE CALLIOPE (CYCLIC) ONTO *HOMER

10 The language processor should do whatever it takes to cause CALLIOPE to have a CYCLIC
11 distribution on the processor arrangement HOMER; CALLIOPE is already distributed onto
12 HOMER, though it might be with some other distribution format.

13 !HPF\$ DISTRIBUTE MELPOMENE * ONTO *EURIPIDES

14 MELPOMENE is asserted to already be distributed onto EURIPIDES; use whatever distribution
15 format the actual argument had so, if possible, no data movement should occur. (You can't
16 say this in Subset HPF.)

17 !HPF\$ DISTRIBUTE CLIIO *(CYCLIC) ONTO *HERODOTUS

18 CLIIO is asserted to already be distributed CYCLIC onto HERODOTUS so, if possible, no data
19 movement should occur.

20 !HPF\$ DISTRIBUTE EUTERPE (CYCLIC) ONTO *

21 The language processor should do whatever it takes to cause EUTERPE to have a CYCLIC
22 distribution onto whatever processor arrangement the actual was distributed onto. (You
23 can't say this in Subset HPF.)

24 !HPF\$ DISTRIBUTE ERATO * ONTO *

25 The mapping of ERATO should not be changed from that of the actual argument. (You can't
26 say this in Subset HPF.)

27 !HPF\$ DISTRIBUTE ARTHUR_MURRAY *(CYCLIC) ONTO *

28 ARTHUR_MURRAY is asserted to already be distributed CYCLIC onto whatever processor ar-
29 rangement the actual argument was distributed onto, and no data movement should occur.
30 (You can't say this in Subset HPF.)

31 Please note that DISTRIBUTE ERATO * ONTO * does not mean the same thing as

32 !HPF\$ DISTRIBUTE ERATO *(*) ONTO *

33 This latter means: ERATO is asserted to already be distributed * (that is, on-processor) onto
34 whatever processor arrangement the actual was distributed onto. Note that the processor
35 arrangement is necessarily scalar in this case.

36 One may omit either the *dist-format-clause* or the *dist-target-clause* for a dummy ar-
37 gument. If such a clause is omitted and the dummy argument has the INHERIT attribute,
38 then the compiler must handle the directive as if * or ONTO * had been specified explicitly.
39 If such a clause is omitted and the dummy does not have the INHERIT attribute, then the
40 compiler may choose the distribution format or a target processor arrangement arbitrarily.
41 Examples:

```
!HPF$ DISTRIBUTE WHEEL_OF_FORTUNE *(CYCLIC)
```

WHEEL_OF_FORTUNE is asserted to already be CYCLIC. As long as it is kept CYCLIC, it may be remapped it onto some other processor arrangement, but there is no reason to.

```
!HPF$ DISTRIBUTE ONTO *TV :: DAVID_LETTERMAN
```

DAVID_LETTERMAN is asserted to already be distributed on TV in some fashion. The distribution format may be changed as long as DAVID_LETTERMAN is kept on TV. (Note that this declaration must be made in attributed form; the statement form

```
!HPF$ DISTRIBUTE DAVID_LETTERMAN ONTO *TV          !Nonconforming
```

does not conform to the syntax for a DISTRIBUTE directive.)

The asterisk convention allows the programmer to make claims about the pre-existing distribution of a dummy based on knowledge of the mapping of the actual argument. But what claims may the programmer correctly make?

If the dummy argument has an inherited template, then the subprogram may contain directives corresponding to the directives describing the actual argument. Sometimes it is necessary, as an alternative, to introduce an explicit named template (using a **TEMPLATE** directive) rather than inheriting a template; an example of this (**GURF**) appears above, near the beginning of this section.

If the dummy argument has a natural template (no **INHERIT** attribute) then things are more complicated. In certain situations the programmer is justified in inferring a pre-existing distribution for the natural template from the distribution of the actual's template, that is, the template that would have been inherited if the **INHERIT** attribute had been specified. In all these situations, the actual argument must be a whole array or array section, and the template of the actual must be coextensive with the array along any axes having a distribution format other than “*.”

If the actual argument is a whole array, then the pre-existing distribution of the natural template of the dummy is identical to that of the actual argument.

If the actual argument is an array section, then, from each *section-subscript* and the distribution format for the corresponding axis of the array being subscripted, one constructs an axis distribution format for the corresponding axis of the natural template:

- If the *section-subscript* is scalar and the array axis is collapsed (as by an **ALIGN** directive) then no entry should appear in the distribution for the natural template.
- If the *section-subscript* is a *subscript-triplet* and the array axis is collapsed (as by an **ALIGN** directive), then * should appear in the distribution for the natural template.
- If the *section-subscript* is scalar and the array axis corresponds to an actual template axis distributed *, then no entry should appear in the distribution for the natural template.
- If the *section-subscript* is a *subscript-triplet* and the array axis corresponds to an actual template axis distributed *, then * should appear in the distribution for the natural template.
- If the *section-subscript* is a *subscript-triplet* $l:u:s$ and the array axis corresponds to an actual template axis distributed **BLOCK**(n) (which might have been specified as

1 simply BLOCK, but there will be some n that describes the resulting distribution) and
 2 LB is the lower bound for that axis of the array, then BLOCK(n/s) should appear in
 3 the distribution for the natural template, *provided* that s divides n evenly and that
 4 $l - LB < s$.

- 5 • If the *section-subscript* is a *subscript-triplet* $l:u:s$ and the array axis corresponds to
 6 an actual template axis distributed CYCLIC(n) (which might have been specified as
 7 simply CYCLIC, in which case $n = 1$) and LB is the lower bound for that axis of the
 8 array, then CYCLIC(n/s) should appear in the distribution for the natural template,
 9 *provided* that s divides n evenly and that $l - LB < s$.

11 If the situation of interest is not described by the cases listed above, no assertion about the
 12 distribution of the natural template of a dummy is HPF-conforming.

13 Here is a typical example of the use of this feature. The main program has a two-
 14 dimensional array TROGGS, which is to be processed by a subroutine one column at a time.
 15 (Perhaps processing the entire array at once would require prohibitive amounts of temporary
 16 space.) Each column is to be distributed across many processors.

```
17      REAL TROGGS(1024,473)
18      !HPF$ DISTRIBUTE TROGGS(BLOCK,*)
19      DO J=1,473
20          CALL WILD_THING(TROGGS(:,J))
21      END DO
```

23 Each column of TROGGS has a BLOCK distribution. The rules listed above justify the pro-
 24 grammer in saying so:

```
25      SUBROUTINE WILD_THING(GROOVY)
26      REAL GROOVY(:)
27      !HPF$ DISTRIBUTE GROOVY *(BLOCK) ONTO *
```

29 Consider now the ALIGN directive. The presence or absence of an asterisk at the start
 30 of an *align-spec* has the same meaning as in a *dist-format-clause*: it specifies whether the
 31 ALIGN directive is descriptive or prescriptive, respectively.

32 If an *align-spec* that does not begin with $*$ is applied to a dummy argument, the
 33 meaning is that the dummy argument will be forced to have the specified alignment on
 34 entry to the subprogram (which may require temporarily remapping the data of the actual
 35 argument or a copy thereof).

36 Note that a dummy argument may also be used as an *align-target*.

```
37      SUBROUTINE NICHOLAS(TSAR,CZAR)
38      REAL, DIMENSION(1918) :: TSAR,CZAR
39      !HPF$ INHERIT :: TSAR
40      !HPF$ ALIGN WITH TSAR :: CZAR
```

41 In this example the first dummy argument, TSAR, is allowed to remain aligned with the
 42 corresponding actual argument, while the second dummy argument, CZAR, is forced to be
 43 aligned with the first dummy argument. If the two actual arguments are already aligned,
 44 no remapping of the data will be required at run time; but the subprogram will operate
 45 correctly even if the actual arguments are not already aligned, at the cost of remapping the
 46 data for the second dummy argument at run time.

If the *align-spec* begins with “*”, then the *alignee* must be a dummy argument and the directive must be `ALIGN` and not `REALIGN`. The “*” indicates that the `ALIGN` directive constitutes a guarantee on the part of the programmer that, on entry to the subprogram, the indicated alignment will already be satisfied by the dummy argument, without any action to remap it required at run time. For example:

```

SUBROUTINE GRUNGE(PLUNGE,SPONGE)
REAL PLUNGE(1000),SPONGE(1000)
!HPF$ ALIGN PLUNGE WITH *SPONGE

```

This asserts that, for every `J` in the range `1:1000`, on entry to subroutine `GRUNGE`, the directives in the program have specified that `PLUNGE(J)` is currently mapped to the same abstract processor as `SPONGE(J)`. (The intent is that if the language processor has in fact honored the directives, then no interprocessor communication will be required to achieve the specified alignment.)

The alignment of a general expression is up to the language processor and therefore unpredictable by the programmer; but the alignment of whole arrays and array sections is predictable. In the code fragment

```

REAL FIJI(5000),SQUEEGEE(2000)
!HPF$ ALIGN SQUEEGEE(K) WITH FIJI(2*K)
CALL GRUNGE(FIJI(2002:4000:2),SQUEEGEE(1001:))

```

it is true that every element of the array section `SQUEEGEE(1001:)` is aligned with the corresponding element of the array section `FIJI(2002:4000:2)`, so the claim made in subroutine `GRUNGE` is satisfied by this particular call.

It is not permitted to say simply “`ALIGN WITH *`”; an *align-target* must follow the asterisk. (The proper way to say “accept any alignment” is `INHERIT`.)

If a dummy argument has no explicit `ALIGN` or `DISTRIBUTE` attribute, then the compiler provides an implicit alignment and distribution specification, one that could have been described explicitly without any “assertion asterisks”.

The rules on the interaction of the `REALIGN` and `REDISTRIBUTE` directives with a subprogram argument interface are:

1. A dummy argument may be declared `DYNAMIC`. However, it is subject to the general restrictions concerning the use of the name of an array to stand for its associated template.
2. If an array or any section thereof is accessible by two or more paths, it is not HPF-conforming to remap it through any of those paths. For example, if an array is passed as an actual argument, it is forbidden to realign that array, or to redistribute an array or template to which it was aligned at the time of the call, until the subprogram has returned from the call. This prevents nasty aliasing problems. An example:

```

MODULE FOO
REAL A(10,10)
!HPF$ DYNAMIC :: A
END

PROGRAM MAIN

```



```

1      USE FOO
2      CALL SUB(A(1:5,3:9))
3      END
4
5      SUBROUTINE SUB(B)
6      USE FOO
7      REAL B(:, :)
8      ...
9      !HPF$ REDISTRIBUTE A           !nonconforming
10     ...
11     END
12

```

Situations such as this are forbidden, for the same reasons that an assignment to `A` at the statement marked “nonconforming” would also be forbidden. In general, in *any* situation where assignment to a variable would be nonconforming by reason of aliasing, remapping of that variable by an explicit `REALIGN` or `REDISTRIBUTE` directive is also forbidden.

An overriding principle is that any mapping or remapping of arguments is not visible to the caller. This is true whether such remapping is implicit (in order to conform to prescriptive directives, which may themselves be explicit or implicit) or explicit (specified by `REALIGN` or `REDISTRIBUTE` directives). When the subprogram returns and the caller resumes execution, all objects accessible to the caller after the call are mapped exactly as they were before the call. It is not possible for a subprogram to change the mapping of any object in a manner visible to its caller, not even by means of `REALIGN` and `REDISTRIBUTE`.

Advice to implementors. There are several implementation strategies for achieving this behavior. For example, one may be able to use a copy-in/copy-out strategy for arguments that require remapping on subprogram entry. Alternatively, one may be able to remap the actual argument on entry and remap again on exit to restore the original mapping. (*End of advice to implementors.*)

32
33
34
35
36
37
38
39
40
41
42
43
44
45
46
47
48

1
2
3
4
5
6
7
8
9
10
11
12
13
14
15
16
17
18
19
20
21
22
23
24
25
26
27
28
29
30
31
32
33
34
35
36
37
38
39
40
41
42
43
44
45
46
47
48

Section 4

Data Parallel Statements and Directives

The purpose of the **FORALL** statement and construct is to provide a convenient syntax for simultaneous assignments to large groups of array elements. Such assignments lie at the heart of the data parallel computations that HPF is designed to express. The multiple assignment functionality it provides is very similar to that provided by the array assignment statement and the **WHERE** construct in Fortran 90. **FORALL** differs from these constructs in its syntax, which is intended to be more suggestive of local operations on each element of an array, and in its generality, which allows a larger class of array sections to be specified. In addition, a **FORALL** may call user-defined functions on the elements of an array, simulating Fortran 90 elemental function invocation (albeit with a different syntax).

HPF defines a new procedure attribute, **PURE**, to declare the class of functions that may be invoked in this way. Both single-statement and block **FORALL** forms are defined in this Section, as well as the **PURE** attribute and constraints arising from the use of **PURE**.

HPF also defines a new directive, **INDEPENDENT**. The purpose of the **INDEPENDENT** directive is to allow the programmer to give additional information to the compiler. The user can assert that no data object is defined by one iteration of a **DO** loop and used (read or written) by another; similar information can be provided about the combinations of index values in a **FORALL** statement or construct. Such information is sometimes valuable to enable compiler optimizations, but may require knowledge of the application that is available only to the programmer. Therefore, HPF allows a user to specify these assertions, on which the compiler may in turn rely in its translation process. If the assertion is true, the semantics of the program are not changed; if it is false, the program is not HPF-conforming and has no defined meaning.

4.1 The **FORALL** Statement

Fortran 90 places several restrictions on array assignments. In particular, it requires that operands of the right side expressions be conformable with the left hand side array. These restrictions can be relaxed by introducing the element array assignment statement, usually referred to as the **FORALL** statement. This statement is used to specify an array assignment in terms of array elements or groups of array sections, possibly masked with a scalar logical expression. In functionality, it is similar to array assignment statements and **WHERE** statements. The **FORALL** statement essentially preserves the semantics of Fortran 90 array

assignments and allows for convenient assignments like

```
FORALL ( i=1:n, j=1:m ) a(i,j)=i+j
```

as opposed to standard Fortran 90

```
a = SPREAD((/i,i=1,n/), DIM=2, NCOPIES=m) +      &
      SPREAD((/i,i=1,m/), DIM=1, NCOPIES=n)
```

It can also express more general array sections than the standard triplet notation for array expressions. For example,

```
FORALL ( i = 1:n ) a(i,i) = b(i)
```

assigns to the elements on the main diagonal of array **a**.

Rationale. It is important to note, however, that **FORALL** is not intended to be a general parallel construct; for example, it does not express pipelined computations or MIMD computation well. This was an explicit design decision made in order to simplify the construct and promote agreement on the statement's semantics. (*End of rationale.*)

4.1.1 General Form of Element Array Assignment

Rule R215 in the Fortran 90 standard for *executable-construct* is extended to include the *forall-stmt*.

H401 *forall-stmt* **is** **FORALL** *forall-header forall-assignment*

H402 *forall-header* **is** (*forall-triplet-spec-list* [, *scalar-mask-expr*])

Constraint: Any procedure referenced in the *scalar-mask-expr* of a *forall-header* must be pure, as defined in Section 4.3.

Rationale. Pure functions are guaranteed to be free of side effects. Therefore, they are safe to invoke in the *scalar-mask-expr*.

Note that functions referenced in the *forall-triplet-spec-list* are not syntactically constrained as the *scalar-mask-expr* is. This is consistent with the handling of bounds expressions in **DO** loops. (*End of rationale.*)

H403 *forall-triplet-spec* **is** *index-name = subscript : subscript* [: *stride*]

Constraint: *index-name* must be a scalar integer variable.

Constraint: A *subscript* or *stride* in a *forall-triplet-spec-list* must not contain a reference to any *index-name* in the *forall-triplet-spec-list* in which it appears.

H404 *forall-assignment* **is** *assignment-stmt*
 or *pointer-assignment-stmt*

Constraint: Any procedure referenced in a *forall-assignment*, including one referenced by a defined operation or assignment, must be pure as defined in Section 4.3.

1 *Rationale.* Pure functions are guaranteed to have no side effects, and thus have an
 2 unambiguous meaning when used in a **FORALL** statement. Experience also suggests
 3 that they form a useful class of functions for use in scientific computation, and are
 4 particularly useful when applied as data-parallel operations. For these reasons, there
 5 was a strong consensus to allow their use in **FORALL**. More general functions called from
 6 **FORALL** were also considered, but eventually rejected for lack of agreement on their
 7 desirability, ease of implementation, or the semantics of complex cases they allowed.
 8 (*End of rationale.*)

9
 10 To determine the set of permitted values for each *index-name* in the *forall-header*, we
 11 introduce some simplifying notation. In the *forall-triplet-spec*, let

- 12 • *m1* be first *subscript* (“lower bound”);
- 13 • *m2* be second *subscript* (“upper bound”);
- 14 • *m3* be the *stride*; and
- 15 • *max* be $\left\lfloor \frac{m2-m1+m3}{m3} \right\rfloor$.

16
 17 If *stride* is missing, it is as if it were present with the value 1. *Stride* must not have
 18 the value 0. The set of permitted values is determined on entry to the statement and is
 19 $m1 + (k - 1) \times m3$, $k = 1, 2, \dots, max$. If $max \leq 0$ for some *index-name*, the *forall-assignment*
 20 is not executed.

21 A **FORALL** statement assigns to memory locations specified by the *forall-assignment* for
 22 permitted values of the *index-name* variables. A program that causes multiple values to be
 23 assigned to the same location is not HPF-conforming and therefore has no defined meaning.
 24 This is a semantic constraint rather than a syntactic constraint, however; in general, it
 25 cannot be checked during compilation.

30 4.1.2 Interpretation of Element Array Assignments

31 Execution of an element array assignment consists of the following steps:

- 32 1. Evaluation in any order of the *subscript* and *stride* expressions in the *forall-triplet-*
 33 *spec-list*. The set of *valid combinations* of *index-name* values is then the Cartesian
 34 product of the sets defined by these triplets.
- 35 2. Evaluation of the *scalar-mask-expr* for all valid combinations of *index-name* values.
 36 The mask elements may be evaluated in any order. The set of *active combinations* of
 37 *index-name* values is the subset of the valid combinations for which the mask evaluates
 38 to **.TRUE**.
- 39 3. Evaluation in any order of the *expr* and all expressions within *variable* (in the case
 40 of *assignment-stmt*) or *target* and all expressions within *pointer-object* (in the case
 41 of *pointer-assignment-stmt*.) of the *forall-assignment* for all active combinations of
 42 *index-name* values. In the case of pointer assignment where the *target* is not a pointer,
 43 the evaluation consists of identifying the object referenced rather than computing its
 44 value.
 45 46 47 48

4. Assignment of the computed *expr* values to the corresponding *variable* locations (in the case of *assignment-stmt*) or the association of the *target* values with the corresponding *pointer-object* locations (in the case of *pointer-assignment-stmt*) for all active combinations of *index-name* values. The assignments or associations may be made in any order. In the case of a pointer assignment where the *target* is not a pointer, this assignment consists of associating the *pointer-object* with the object referenced.

If the scalar mask expression is omitted, it is as if it were present with the value `.TRUE.`. The scope of an *index-name* is the `FORALL` statement itself.

A *forall-stmt* is not HPF-conforming if the result of evaluating any expression in the *forall-header* affects or is affected by the evaluation of any other expression in the *forall-header*.

Rationale. This is consistent with the handling of `D0` loop bounds and strides. Disallowing references to impure functions in a *forall-triplet-spec-list* was suggested, but the analogy to `D0` bounds was considered too strong to overlook. Note that the *scalar-mask-expr* can only invoke pure functions, which are side-effect free. Therefore, the *scalar-mask-expr* cannot affect the values of the bounds. (*End of rationale.*)

A *forall-stmt* is not HPF-conforming if it causes any atomic data object to be assigned more than one value. A data object is atomic if it contains no subobjects. For the purposes of this restriction, any assignment (including array assignment or assignment to a variable of derived type) to a non-atomic object is considered to assign to all subobjects contained by that object.

Rationale. For example, an integer variable is an atomic object, but an array of integers is an object that is not atomic. Similarly, assignment to an array section is equivalent to assignments to each individual element (which may require further reductions when the array contains objects of derived type). This restriction allows cases such as

```
FORALL ( i = 1:10 ) a(indx(i)) = b(i)
```

if and only if `indx` contains no repeated values. Note that it restricts `FORALL` behavior, but not syntax. Syntactic restrictions to enforce this behavior would be either incomplete (ie. allow undefined behavior) or exclude conceptually legal programs.

Since a function called from a *forall-assignment* must be pure, it is impossible for that function's evaluation to affect other expressions' evaluations, either for the same combination of *index-name* values or for a different combination. In addition, it is possible that the compiler can perform more extensive optimizations because all functions are pure. (*End of rationale.*)

4.1.3 Examples of the FORALL Statement

```
FORALL (j=1:m, k=1:n) x(k,j) = y(j,k)
FORALL (k=1:n) x(k,1:m) = y(1:m,k)
```

These statements both copy columns 1 through *n* of array *y* into rows 1 through *n* of array *x*. This is equivalent to the standard Fortran 90 statement

```
1   x(1:n,1:m) = TRANSPOSE(y(1:m,1:n))
```

```
2
```

```
3   FORALL (i=1:n, j=1:n) x(i,j) = 1.0 / REAL(i+j-1)
```

```
4
```

5 This FORALL sets array element $x(i, j)$ to the value $\frac{1}{i+j-1}$ for values of i and j between
6 1 and n . In Fortran 90, the same operation can be performed by the statement

```
7
```

```
8   x(1:n,1:n) = 1.0/REAL( SPREAD((/(i,i=1,n)/),DIM=2,NCOPIES=n) &  
9     + SPREAD((/(j,j=1,n)/),DIM=1,NCOPIES=n) - 1 )
```

```
10
```

11 Note that the FORALL statement does not imply the creation of temporary arrays and
12 is much more readable.

```
13
```

```
14  FORALL (i=1:n, j=1:n, y(i,j).NE.0.0) x(i,j) = 1.0 / y(i,j)
```

```
15
```

16 This statement takes the reciprocal of each nonzero element of array $y(1:n, 1:n)$ and
17 assigns it to the corresponding element of array x . Elements of y that are zero do not have
18 their reciprocal taken, and no assignments are made to the corresponding elements of x .
19 This is equivalent to the standard Fortran 90 statement

```
20
```

```
21  WHERE (y(1:n,1:n) .NE. 0.0) x(1:n,1:n) = 1 / y(1:n,1:n)
```

```
22
```

```
23  TYPE monarch
```

```
24     INTEGER, POINTER :: p
```

```
25  END TYPE monarch
```

```
26  TYPE(monarch) :: a(n)
```

```
27  INTEGER, TARGET :: b(n)
```

```
28
```

```
29  ! Set up a butterfly pattern
```

```
30  FORALL (j=1:n) a(j)%p => b(1+IEOR(j-1,2**k))
```

```
31
```

32 This FORALL statement sets the elements of array a to point to a permutation of the
33 elements of b . When $n = 8$ and $k = 1$, then elements 1 through 8 of a point to elements
34 3, 4, 1, 2, 7, 8, 5, and 6 of b , respectively. This requires a DO loop or other control flow in
35 Fortran 90.

```
36
```

```
37  FORALL ( i=1:n ) x(indx(i)) = x(i)
```

```
38
```

39 This FORALL statement is equivalent to the Fortran 90 array assignment

```
40
```

```
41  x(indx(1:n)) = x(1:n)
```

```
42
```

43 If $indx$ contains a permutation of the integers from 1 to n , then the final contents of x
44 will be a permutation of the original values. If $indx$ contains repeated values, neither the
45 behavior of the FORALL nor the array assignment are defined by their respective standards.

```
46
```

```
47  FORALL (i=2:4) x(i) = x(i-1) + x(i) + x(i+1)
```

```
48
```

If this statement is executed with

$$x = [1.0, 20.0, 300.0, 4000.0, 50000.0]$$

then after execution the new values of array x will be

$$x = [1.0, 321.0, 4320.0, 54300.0, 50000.0]$$

This has the same effect as the Fortran 90 statement

```
x(2:4) = x(1:3) + x(2:4) + x(3:5)
```

Note that it does *not* have the same effect as the Fortran 90 loop

```
DO i = 2, 4
  x(i) = x(i-1) + x(i) + x(i+1)
END DO
FORALL (i=1:n) a(i,i) = x(i)
```

This **FORALL** statement sets the elements of the main diagonal of matrix a to the elements of vector x . This cannot be done by an array assignment in Fortran 90 unless **EQUIVALENCE** or **WHERE** is also used.

```
FORALL (i=1:4) a(i,ix(i)) = x(i)
```

This **FORALL** statement sets one element in each row of matrix a to an element of vector x . The particular elements in a are chosen by the integer vector ix . If

$$x = [10.0, 20.0, 30.0, 40.0]$$

$$ix = [1, 2, 2, 4]$$

and array a represents the matrix

$$\begin{array}{ccccc} 0.0 & 0.0 & 0.0 & 0.0 & 0.0 \\ 1.0 & 1.0 & 1.0 & 1.0 & 1.0 \\ 2.0 & 2.0 & 2.0 & 2.0 & 2.0 \\ 3.0 & 3.0 & 3.0 & 3.0 & 3.0 \end{array}$$

before execution of the **FORALL**, then a will represent

$$\begin{array}{ccccc} 10.0 & 0.0 & 0.0 & 0.0 & 0.0 \\ 1.0 & 20.0 & 1.0 & 1.0 & 1.0 \\ 2.0 & 30.0 & 2.0 & 2.0 & 2.0 \\ 3.0 & 3.0 & 3.0 & 3.0 & 40.0 \end{array}$$

after its execution. This operation cannot be accomplished with a single array assignment in Fortran 90.

```
FORALL (k=1:9) x(k) = SUM(x(1:10:k))
```

This **FORALL** statement computes nine sums of subarrays of x . (**SUM** is allowed in a **FORALL** because Fortran 90 intrinsic functions are pure; see Section 4.3.) If before the **FORALL**

$$x = [1.0, 2.0, 3.0, 4.0, 5.0, 6.0, 7.0, 8.0, 9.0, 10.0]$$

then after the **FORALL**

$$x = [55.0, 25.0, 22.0, 15.0, 7.0, 8.0, 9.0, 10.0, 11.0, 10.0]$$

This computation cannot be done by Fortran 90 array expressions alone.

4.1.4 Scalarization of the FORALL Statement

One way to understand the semantics of the FORALL statement is to exhibit a naive translation to scalar Fortran 90 code. We provide such a translation below.

Advice to implementors. Note, however, that such a translation is meant for illustration rather than as the definitive reference to the FORALL semantics of or practical implementation in the compiler. In particular, implementing a FORALL using DO loops imposes an apparent order on the operations that is not implied by the formal definition. Additionally, compiler analysis of particular cases may allow significant simplification and optimization. For example, if the array assigned in a FORALL statement is not referenced in any other expression in the FORALL (including its use in functions called from the FORALL), it is legal and, on many machines, more efficient to perform the computations and final assignments in a single loop nest. Also note the discussion at the end of this section regarding other difficulties of a Fortran 90 translation. (*End of advice to implementors.*)

A *forall-stmt* of the form

```
FORALL (v1=l1:u1:s1, v2=l2:u2:s2, . . . , vn=ln:un:sn, mask) a(e1, . . . , em)=rhs
```

is equivalent to the following code:

```
! Evaluate subscript and stride expressions.
! These assignments may be executed in any order.
templ1 = l1
tempu1 = u1
temps1 = s1
templ2 = l2
tempu2 = u2
temps2 = s2
. . .
templn = ln
tempun = un
tempsn = sn

! Evaluate the scalar mask expression, and evaluate the
! forall-assignment subexpressions where the mask is true.
! The iterations of this loop nest may be executed in any order.
! The assignments in the loop body may be executed in any order,
! provided that the mask element is evaluated before any other
! expression in the same iteration.
! The loop body need not be executed atomically.
! The DO statements may be nested in any order
DO v1=templ1, tempu1, temps1
  DO v2=templ2, tempu2, temps2
    . . .
    DO vn=templn, tempun, tempsn
      tempmask(v1, v2, . . . , vn) = mask
```

```

IF (tempmask(v1, v2, . . . , vn)) THEN 1
  temprhs(v1, v2, . . . , vn) = rhs 2
  tempe1(v1, v2, . . . , vn) = e1 3
  tempe2(v1, v2, . . . , vn) = e2 4
  . . . 5
  tempem(v1, v2, . . . , vn) = em 6
END IF 7
END DO 8
. . . 9
END DO 10
END DO 11
12
! Perform the assignment of these values to the corresponding 13
! elements of the array on the left-hand side. 14
! The iterations of this loop nest may be executed in any order. 15
! The DO statements may be nested in any order. 16
DO v1=templ1, tempu1, temps1 17
  DO v2=templ2, tempu2, temps2 18
  . . . 19
  DO vn=templn, tempun, tempsn 20
    IF (tempmask(v1, v2, . . . , vn)) THEN 21
      a(tempe1(v1, v2, . . . , vn), . . . , tempem(v1, v2, . . . , vn)) = & 22
        temprhs(v1, v2, . . . , vn) 23
    END IF 24
  END DO 25
  . . . 26
END DO 27
END DO 28
29
30
31

```

The scalarization of a `FORALL` statement containing a pointer assignment is similar, replacing the assignments to `temprhs` and `a` with pointer assignments.

Advice to implementors. Several subtleties are not specified in the above outline to promote readability. When `rhs` is an array-valued expression, then several of the statements cannot be translated directly into Fortran 90. In particular, at least one of the e_i will be a triplet; both bounds and stride must be saved in `tempei`, possibly by using derived type assignment or adding a dimension to the data structure. The translation of the subscripts in the final assignment to `a` must also be generalized to handle triplets. Storage allocation for `temprhs` may be complicated by the fact that it must store arrays (possibly with different sizes for different values of v_1, \dots, v_n). If the *forall-assignment* is a *pointer-assignment-stmt*, then a suitable derived type must be produced for `temprhs`. The assignments to `tempe1`, . . . , `tempem` must, however, remain true (integer) assignments. Finally, there may also be more than seven indexes; this may forbid a direct translation on implementations that support a limited number of dimensions in arrays. (*End of advice to implementors.*)

4.1.5 Consequences of the Definition of the FORALL Statement

Rationale. The *scalar-mask-expr* may depend on the *index-name* values. This allows a wide range of masking operations.

A syntactic consequence of the semantic rule that no two execution instances of the body may assign to the same atomic data object is that each of the *index-name* variables must appear on the left-hand side of a *forall-assignment*. The converse is not true (i.e., using all *index-name* variables on the left-hand side does not guarantee there will be no interference). Because the condition is not sufficient, it does not appear a syntax constraint. This also allows for easier future extensions for private variables or other syntactic sugar.

Right-hand sides and expressions on the left hand side of a *forall-assignment* are defined as evaluated only for combinations of *index-names* for which the *scalar-mask-expr* evaluates to `.TRUE`. This has implications when the masked computation might create an error condition. For example,

```
FORALL (i=1:n, y(i).NE.0.0) x(i) = 1.0 / y(i)
```

does not cause a division by zero. (*End of rationale.*)

4.2 The FORALL Construct

The `FORALL` construct is a generalization of the `FORALL` statement allowing multiple assignments, masked array assignments, and nested `FORALL` statements and constructs to be controlled by a single *forall-triplet-spec-list*.

4.2.1 General Form of the FORALL Construct

Rule R215 of the Fortran 90 standard for *executable-construct* is extended to include the *forall-construct*.

```
H405 forall-construct      is FORALL forall-header
                               forall-body-stmt
                               [ forall-body-stmt ] ...
                               END FORALL

H406 forall-body-stmt     is forall-assignment
                               or where-stmt
                               or where-construct
                               or forall-stmt
                               or forall-construct
```

Constraint: Any procedure referenced in a *forall-body-stmt*, including one referenced by a defined operation or assignment, must be pure as defined in Section 4.3.

Constraint: If a *forall-stmt* or *forall-construct* is nested in a *forall-construct*, then the inner `FORALL` may not redefine any *index-name* used in the outer *forall-construct*.

Rationale. These statements are allowed in a **FORALL** construct because they are defined as forms of assignment in Fortran 90 and HPF. The intent is that *forall-construct*, like *forall-stmt*, is a block assignment rather than a general-purpose “parallel loop.” (*End of rationale.*)

To determine the set of permitted values for an *index-name*, we introduce some simplifying notation. In the *forall-triplet-spec*, let

- $m1$ be the first *subscript* (“lower bound”);
- $m2$ be the second *subscript* (“upper bound”);
- $m3$ be the *stride*; and
- max be $\lfloor \frac{m2-m1+m3}{m3} \rfloor$.

If *stride* is missing, it is as if it were present with the value 1. The set of permitted values is determined on entry to the construct and is $m1 + (k - 1) \times m3$, $k = 1, 2, \dots, max$. The expression *stride* must not have the value 0. If for some *index-name* $max \leq 0$, no *forall-body-stmt* is executed.

Each assignment nested within a **FORALL** construct assigns to memory locations specified by the *forall-assignment* for permitted values of the *index-name* variables. A program that causes multiple values to be assigned to the same location by a single statement is not HPF-conforming and therefore has no defined meaning. An HPF-conforming program may, however, assign to the same location in syntactically different assignment statements. This is a semantic constraint rather than a syntactic constraint, however; in general, it cannot be checked during compilation.

4.2.2 Interpretation of the FORALL Construct

Execution of a **FORALL** construct consists of the following steps:

1. Evaluation in any order of the *subscript* and *stride* expressions in the *forall-triplet-spec-list*. The set of *valid combinations* of *index-name* values is then the Cartesian product of the sets defined by these triplets.
2. Evaluation of the *scalar-mask-expr* for all valid combinations of *index-name* values. The mask elements may be evaluated in any order. The set of *active combinations* of *index-name* values is the subset of the valid combinations for which the mask evaluates to **.TRUE**.
3. Execute the *forall-body-stmts* in the order they appear. Each statement is executed completely (that is, for all active combinations of *index-name* values) according to the following interpretation:
 - (a) Statements in the *forall-assignment* category (i.e. assignment statements and pointer assignment statements) evaluate the *expr* and all expressions within *variable* (in the case of *assignment-stmt*) or *target* and all expressions within *pointer-object* (in the case of *pointer-assignment-stmt*) of the *forall-assignment* for all active combinations of *index-name* values. These evaluations may be done

1 in any order. The *expr* values are then assigned to the corresponding *variable* lo-
 2 cations (in the case of *assignment-stmt*) or the *target* values are associated with
 3 the corresponding *pointer-object* locations (in the case of *pointer-assignment-*
 4 *stmt*). The assignment or association operations may also be performed in any
 5 order.

6 (b) Statements in the *where-stmt* and *where-construct* categories evaluate their *mask-*
 7 *expr* for all active combinations of values of *index-names*. All elements of all
 8 masks may be evaluated in any order. The **WHERE** statement's assignment (or
 9 assignments within the **WHERE** branch of the construct) are then executed in order
 10 using the above interpretation of array assignments within the **FORALL**, but the
 11 only array elements assigned are those selected by both the active *index-name*
 12 values and the **WHERE** mask. Finally, the assignments in the **ELSEWHERE** branch
 13 are executed if that branch is present. The assignments here are also treated as
 14 array assignments, but elements are only assigned if they are selected by both
 15 the active combinations and by the negation of the **WHERE** mask.

16 (c) Statements in the *forall-stmt* and *forall-construct* categories first evaluate the
 17 *subscript* and *stride* expressions in the *forall-triplet-spec-list* for all active combi-
 18 nations of the outer **FORALL** constructs. The set of valid combinations of *index-*
 19 *names* for the inner **FORALL** is then the union of the sets defined by these bounds
 20 and strides for each active combination of the outer *index-names*, the outer *index*
 21 *names* being included in the combinations generated for the inner **FORALL**. The
 22 scalar mask expression is then evaluated for all valid combinations of the inner
 23 **FORALL**'s *index-names* to produce the set of active combinations. If there is no
 24 scalar mask expression, it is as if it were present with the constant value **.TRUE**.
 25 Each statement in the inner **FORALL** is then executed for each active combina-
 26 tion (of the inner **FORALL**), recursively following the interpretations given in this
 27 section.
 28

29
 30 If the scalar mask expression is omitted, it is as if it were present with the value **.TRUE**.
 31 The scope of an *index-name* is the **FORALL** construct itself.

32 Each *forall-assignment* must obey the same restrictions in a *forall-construct* as in a
 33 simple *forall-stmt*. In addition, each *where-stmt* or assignment nested within a *where-*
 34 *construct* must obey these restrictions. (Note that any innermost statement within nested
 35 **FORALL** constructs must fall into one of these two categories.) For example, an assignment
 36 may not cause the same array element to be assigned more than once. Different statements
 37 may, however, assign to the same array element, and assignments made in one statement
 38 may affect the execution of a later statement.
 39

41 4.2.3 Examples of the FORALL Construct

```
42 FORALL ( i=2:n-1, j=2:n-1 )
43   a(i,j) = a(i,j-1) + a(i,j+1) + a(i-1,j) + a(i+1,j)
44   b(i,j) = a(i,j)
45 END FORALL
```

46
 47
 48 This **FORALL** is equivalent to the two Fortran 90 statements

```

a(2:n-1,2:n-1) = a(2:n-1,1:n-2)+a(2:n-1,3:n)      &
                +a(1:n-2,2:n-1)+a(3:n,2:n-1)      &
b(2:n-1,2:n-1) = a(2:n-1,2:n-1)

```

In particular, note that the assignment to array *b* uses the values of array *a* computed in the first statement, not the values before the `FORALL` began execution.

```

FORALL ( i=1:n-1 )
  FORALL ( j=i+1:n )
    a(i,j) = a(j,i)
  END FORALL
END FORALL

```

This `FORALL` construct assigns the transpose of the lower triangle of array *a* (i.e., the section below the main diagonal) to the upper triangle of *a*. For example, if $n = 5$ and *a* originally contained the matrix

```

      0.0  0.0  0.0  0.0  0.0
      1.0  1.0  1.0  1.0  1.0
      2.0  4.0  8.0 16.0 32.0
      3.0  9.0 27.0 81.0 243.0
      4.0 16.0 64.0 256.0 1024.0

```

then after the `FORALL` it would contain

```

      0.0  1.0  2.0  3.0  4.0
      1.0  1.0  4.0  9.0 16.0
      2.0  4.0  8.0 27.0 64.0
      3.0  9.0 27.0 81.0 256.0
      4.0 16.0 64.0 256.0 1024.0

```

This cannot be done using array expressions without introducing mask expressions.

```

FORALL ( i=1:5 )
  WHERE ( a(i,:) .NE. 0.0 )
    a(i,:) = a(i-1,:) + a(i+1,:)
  ELSEWHERE
    b(i,:) = a(6-i,:)
  END WHERE
END FORALL

```

This `FORALL` construct, when executed with the input arrays

$$a = \begin{pmatrix} 0.0 & 0.0 & 0.0 & 0.0 & 0.0 \\ 1.0 & 1.0 & 1.0 & 0.0 & 1.0 \\ 2.0 & 2.0 & 0.0 & 2.0 & 2.0 \\ 3.0 & 0.0 & 3.0 & 3.0 & 3.0 \\ 0.0 & 0.0 & 0.0 & 0.0 & 0.0 \end{pmatrix}, \quad b = \begin{pmatrix} 0.0 & 0.0 & 0.0 & 0.0 & 0.0 \\ 10.0 & 10.0 & 10.0 & 10.0 & 10.0 \\ 20.0 & 20.0 & 20.0 & 20.0 & 20.0 \\ 30.0 & 30.0 & 30.0 & 30.0 & 30.0 \\ 40.0 & 40.0 & 40.0 & 40.0 & 40.0 \end{pmatrix}$$

will produce as results

$$a = \begin{pmatrix} 0.0 & 0.0 & 0.0 & 0.0 & 0.0 \\ 2.0 & 2.0 & 0.0 & 0.0 & 2.0 \\ 4.0 & 1.0 & 0.0 & 3.0 & 4.0 \\ 2.0 & 0.0 & 0.0 & 2.0 & 2.0 \\ 0.0 & 0.0 & 0.0 & 0.0 & 0.0 \end{pmatrix}, b = \begin{pmatrix} 0.0 & 0.0 & 0.0 & 0.0 & 0.0 \\ 10.0 & 10.0 & 10.0 & 2.0 & 10.0 \\ 20.0 & 20.0 & 0.0 & 20.0 & 20.0 \\ 30.0 & 2.0 & 30.0 & 30.0 & 30.0 \\ 0.0 & 0.0 & 0.0 & 0.0 & 0.0 \end{pmatrix}$$

Note that, as with **WHERE** statements in ordinary Fortran 90, assignments in the **WHERE** branch may affect computations in the **ELSEWHERE** branch.

4.2.4 Scalarization of the FORALL Construct

Advice to implementors. As with the **FORALL** statement, the following translations of **FORALL** constructs to **DO** loops are meant to illustrate the meaning, not necessarily to serve as an implementation guide. The caveats for the **FORALL** statement scalarization apply here as well. (*End of advice to implementors.*)

A *forall-construct* of the form:

```
FORALL (... e1 ... e2 ... en ...)
  s1
  s2
  ...
  sn
END FORALL
```

where each s_i is a *forall-assignment* is equivalent to the following code:

```
temp1 = e1
temp2 = e2
...
tempn = en
FORALL (... temp1 ... temp2 ... tempn ...) s1
FORALL (... temp1 ... temp2 ... tempn ...) s2
...
FORALL (... temp1 ... temp2 ... tempn ...) sn
```

When the s_i are **FORALL** or **WHERE** statements or constructs, then the **FORALL** statements above must be replaced with **FORALL** constructs (since **FORALL** statements can only contain assignments). The scalarizations below must then be applied to the shortened **FORALL** constructs.

A *forall-construct* of the form:

```
FORALL ( v1=l1:u1:s1, mask1 )
  WHERE ( mask2 )
    a(l2:u2:s2) = rhs1
  ELSEWHERE
    a(l3:u3:s3) = rhs2
  END WHERE
END FORALL
```

is equivalent to the following code:

```

1
2
3   ! Evaluate subscript and stride expressions.
4   ! These assignments can be made in any order.
5   templ1 = l1
6   tempu1 = u1
7   temps1 = s1
8
9   ! Evaluate the FORALL mask expression.
10  ! The iterations of this loop may be executed in any order.
11  DO v1=templ1,tempu1,temps1
12     tempmask1(v1) = mask1
13  END DO
14
15  ! Evaluate the bounds and masks for the WHERE.
16  ! The iterations of this loop may be executed in any order.
17  ! The loop body need not be executed atomically.
18  DO v1=templ1,tempu1,temps1
19     IF (tempmask1(v1)) THEN
20         tempmask2(v1) = mask2
21     END IF
22  END DO
23
24  ! Evaluate the WHERE branch.
25  ! The iterations of this loop may be executed in any order.
26  ! The assignments in the loop body may be executed in any order.
27  ! The loop body need not be executed atomically.
28  DO v1=templ1,tempu1,temps1
29     IF (tempmask1(v1)) THEN
30         tmp2(v1) = l2
31         tmpu2(v1) = u2
32         tmps2(v1) = s2
33         WHERE ( tempmask2(v1) )
34             temprhs1(v1) = rhs1
35         END WHERE
36     END IF
37  END DO
38  ! The iterations of this loop may be executed in any order.
39  ! The loop body need not be executed atomically.
40  DO v1=templ1,tempu1,temps1
41     IF (tempmask1(v1)) THEN
42         WHERE ( tempmask2(v1) )
43             a(tmp2(v1):tmpu2(v1):tmps2(v1)) = temprhs1(v1)
44         END WHERE
45     END IF
46  END DO
47
48  ! Evaluate the ELSEWHERE branch.

```



```

1      ! The iterations of this loop may be executed in any order.
2      ! The assignments in the loop body may be executed in any order.
3      ! The loop body need not be executed atomically.
4      DO  $v_1 = templ_1, tempu_1, temps_1$ 
5          IF (tempmask1( $v_1$ )) THEN
6               $tmpl_3(v_1) = l_3$ 
7               $tmpu_3(v_1) = u_3$ 
8               $tmps_3(v_1) = s_3$ 
9              WHERE ( .NOT. tempmask2( $v_1$ ) )
10                  $temprhs_2(v_1) = rhs_2$ 
11             END WHERE
12         END IF
13     END DO
14     ! The iterations of this loop may be executed in any order.
15     ! The loop body need not be executed atomically.
16     DO  $v_1 = templ_1, tempu_1, temps_1$ 
17         IF (tempmask1( $v_1$ )) THEN
18             WHERE ( .NOT. tempmask2( $v_1$ ) )
19                  $a(templ_3(v_1) : tmpu_3(v_1) : tmps_3(v_1)) = temprhs_2(v_1)$ 
20             END WHERE
21         END IF
22     END DO

```

23
24 *Advice to implementors.* Note that the assignments to *tempmask₂* and *temprhs_i*
25 are array assignments and require special treatment (including saving of shape infor-
26 mation) similar to that for array assignments in the FORALL statement scalarization.
27 The extension to multiple dimensions (in either the FORALL index space or the array
28 dimensions) is straightforward. If there are multiple statements in a branch of the
29 WHERE construct, each statement will generate two loops similar to those shown above.
30 (*End of advice to implementors.*)

31
32 A forall-construct of the form:

```

33 FORALL (  $v_1 = l_1 : u_1 : s_1, mask_1$  )
34     FORALL (  $v_2 = l_2 : u_2 : s_2, mask_2$  )
35          $a(e_1) = rhs_1$ 
36          $b(e_2) = rhs_2$ 
37     END FORALL
38 END FORALL
39
```

40 is equivalent to the following Fortran 90 code:

```

41  

42     ! Evaluate subscript and stride expressions and outer mask.
43     ! These assignments may be executed in any order.
44      $templ_1 = l_1$ 
45      $tempu_1 = u_1$ 
46      $temps_1 = s_1$ 
47     ! The iterations of this loop may be executed in any order.
48     DO  $v_1 = templ_1, tempu_1, temps_1$ 

```

```

    tempmask1(v1) = mask1 1
END DO 2
3
! Evaluate the inner FORALL bounds, etc 4
! The iterations of this loop may be executed in any order. 5
! The assignments in the loop body may be executed in any order, 6
! provided that the mask bounds are computed before the mask itself. 7
! The loop body need not be executed atomically. 8
DO v1=templ1,tempu1,temps1 9
  IF (tempmask1(v1)) THEN 10
    templ2(v1) = l2 11
    tempu2(v1) = u2 12
    temps2(v1) = s2 13
    DO v2 = templ2(v1),tempu2(v1),temps2(v1) 14
      tempmask2(v1,v2) = mask2 15
    END DO 16
  END IF 17
END DO 18
19
! Evaluate first statement 20
! The iterations of this loop may be executed in any order. 21
! The assignments in this loop body may be executed in any order. 22
! The loop body need not be executed atomically. 23
DO v1=templ1,tempu1,temps1 24
  IF (tempmask1(v1)) THEN 25
    DO v2 = templ2(v1),tempu2(v1),temps2(v1) 26
      IF ( tempmask2(v1,v2) ) THEN 27
        temprhs1(v1,v2) = rhs1 28
        tmpe1(v1,v2) = e1 29
      END IF 30
    END DO 31
  END IF 32
END DO 33
! The iterations of this loop may be executed in any order. 34
DO v1=templ1,tempu1,temps1 35
  IF (tempmask1(v1)) THEN 36
    DO v2 = templ2(v1),tempu2(v1),temps2(v1) 37
      IF ( tempmask2(v1,v2) ) THEN 38
        a(tmpe1(v1,v2)) = temprhs1(v1,v2) 39
      END IF 40
    END DO 41
  END IF 42
END DO 43
44
! Evaluate second statement. 45
! Ordering constraints are as for the first statement. 46
DO v1=templ1,tempu1,temps1 47
  IF (tempmask1(v1)) THEN 48

```

```

1      DO  $v_2 = \text{templ}_2(v_1), \text{tempu}_2(v_1), \text{temps}_2(v_1)$ 
2          IF (  $\text{tempmask}_2(v_1, v_2)$  ) THEN
3               $\text{temprhs}_2(v_1, v_2) = \text{rhs}_2$ 
4               $\text{tmpe}_2(v_1, v_2) = e_2$ 
5          END IF
6      END DO
7  END IF
8  END DO
9  DO  $v_1 = \text{templ}_1, \text{tempu}_1, \text{temps}_1$ 
10     IF (  $\text{tempmask}_1(v_1)$  ) THEN
11         DO  $v_2 = \text{templ}_2(v_1), \text{tempu}_2(v_1), \text{temps}_2(v_1)$ 
12             IF (  $\text{tempmask}_2(v_1, v_2)$  ) THEN
13                  $b(\text{tmpe}_2(v_1, v_2)) = \text{temprhs}_2(v_1, v_2)$ 
14             END IF
15         END DO
16     END IF
17 END DO

```

Again, the extensions to higher dimensions are straightforward, as is the extension to deeper nesting levels.

Advice to implementors. Note that each statement at the deepest nesting level will generate two loops of the types shown. (*End of advice to implementors.*)

4.2.5 Consequences of the Definition of the FORALL Construct

Rationale.

A block FORALL means roughly the same thing as does replicating the FORALL header in front of each array assignment statement in the block, except that any expressions in the FORALL header are evaluated only once, rather than being re-evaluated before each of the statements in the body. The exceptions to this rule are nested FORALL statements and WHERE statements, which introduce syntactic and functional complications into the copying.

One may think of a block FORALL as synchronizing twice per contained assignment statement: once after handling the right-hand side and other expressions but before performing assignments, and once after all assignments have been performed but before commencing the next statement. In practice, appropriate analysis will often permit the compiler to eliminate unnecessary synchronizations.

In general, any expression in a FORALL is evaluated only for valid combinations of all surrounding *index-names* for which all the scalar mask expressions are .TRUE.

Nested FORALL bounds and strides can depend on outer FORALL *index-names*. They cannot redefine those names, even temporarily (if they did, there would be no way to avoid multiple assignments to the same array element).

Statements can use the results of computations in lexically earlier statements, including computations done for other name values. However, an assignment never uses a value assigned in the same statement by another *index-name* value combination.

(*End of rationale.*)

4.3 Pure Procedures

A *pure function* is one that obeys certain syntactic constraints that ensure it produces no side effects. This means that the only effect of a pure function reference on the state of a program is to return a result—it does not modify the values, pointer associations, or data mapping of any of its arguments or global data, and performs no external I/O. A *pure subroutine* is one that produces no side effects except for modifying the values and/or pointer associations of `INTENT(OUT)` and `INTENT(INOUT)` arguments. These properties are declared by a new attribute (the `PURE` attribute) of the the procedure.

A pure procedure (i.e., function or subroutine) may be used in any way that a normal procedure can. However, a procedure is required to be pure if it is used in any of the following contexts:

- The mask or body of a `FORALL` statement or construct;
- Within the body of a pure procedure; or
- As an actual argument in a pure procedure reference.

Rationale.

The freedom from side effects of a pure function allows the function to be invoked concurrently in a `FORALL` without such undesirable consequences as nondeterminism, and additionally assists the efficient implementation of concurrent execution. Syntactic constraints (rather than semantic constraints on behavior) are used to enable compiler checking.

The HPF Journal of Development also proposes allowing elemental invocation of pure procedures with scalar arguments.

(End of rationale.)

4.3.1 Pure Procedure Declaration and Interface

If a user-defined procedure is used in a context that requires it to be pure, then its interface must be explicit in the scope of that use, and that interface must specify the `PURE` attribute. This attribute is specified in the *function-stmt* or *subroutine-stmt* by an extension of rules R1217 (for *prefix*) and R1220 (for *subroutine-stmt*) in the Fortran 90 standard. Rule R1216 (for *function-stmt*) is not changed, but is rewritten here as Rule H409 for clarity.

| | | |
|------|-------------------------|--|
| H407 | <i>prefix</i> | is <i>prefix-spec</i> [<i>prefix-spec</i>] ... |
| H408 | <i>prefix-spec</i> | is <i>type-spec</i> or <code>RECURSIVE</code> or <code>PURE</code> or <i>extrinsic-prefix</i> |
| H409 | <i>function-stmt</i> | is [<i>prefix</i>] <code>FUNCTION</code> <i>function-name</i> <i>function-stuff</i> |
| H410 | <i>function-stuff</i> | is ([<i>dummy-arg-name-list</i>]) [<code>RESULT</code> (<i>result-name</i>)] |
| H411 | <i>subroutine-stmt</i> | is [<i>prefix</i>] <code>SUBROUTINE</code> <i>subroutine-name</i> <i>subroutine-stuff</i> |
| H412 | <i>subroutine-stuff</i> | is [([<i>dummy-arg-list</i>])] |

1 Constraint: A *prefix* must contain at most one of each variety of *prefix-spec*.

2 Constraint: The *prefix* of a *subroutine-stmt* must not contain a *type-spec*.

3
4 (For a discussion of the *extrinsic-prefix* (Rule H601), see Section 6.2.)

5 Intrinsic functions, including the HPF intrinsic functions, are always pure and require
6 no explicit declaration of this fact. Intrinsic subroutines are pure if they are elemental
7 (i.e., MVBITS) but not otherwise. Functions in the HPF library are declared to be pure. A
8 statement function is pure if and only if all functions that it references are pure.

9 A procedure with the PURE attribute is referred to as a “pure procedure” in the following
10 constraints.

11 4.3.1.1 Pure function definition

12 The following constraints are added to Rule R1215 in Section 12.5.2.2 of the Fortran 90
13 standard (defining *function-subprogram*):

14 Constraint: The *specification-part* of a pure function must specify that all dummy argu-
15 ments have INTENT(IN) except procedure arguments and arguments with the
16 POINTER attribute.

17 Constraint: A local variable declared in the *specification-part* or *internal-subprogram-part*
18 of a pure function must not have the SAVE attribute.

19
20
21
22
23 *Advice to users.* Note local variable initialization in a *type-declaration-*
24 *stmt* or a *data-stmt* implies the SAVE attribute; therefore, such initializa-
25 tion is also disallowed. (*End of advice to users.*)

26
27 Constraint: The *execution-part* and *internal-subprogram-part* of a pure function may not
28 use a dummy argument, a global variable, or an object that is storage associ-
29 ated with a global variable, or a subobject thereof, in the following contexts:

- 30
31
- 32 • As the assignment variable of an *assignment-stmt*;
 - 33 • As a DO variable or implied DO variable, or as an *index-name* in a *forall-*
34 *triplet-spec*;
 - 35 • As an *input-item* in a *read-stmt*;
 - 36 • As an *internal-file-unit* in a *write-stmt*;
 - 37 • As an IOSTAT= or SIZE= specifier in an I/O statement.
 - 38 • In an *assign-stmt*;
 - 39 • As the *pointer-object* or *target* of a *pointer-assignment-stmt*;
 - 40 • As the *expr* of an *assignment-stmt* whose assignment variable is of a de-
41 rived type, or is a pointer to a derived type, that has a pointer component
42 at any level of component selection;
 - 43 • As an *allocate-object* or *stat-variable* in an *allocate-stmt* or *deallocate-*
44 *stmt*, or as a *pointer-object* in a *nullify-stmt*; or
 - 45 • As an actual argument associated with a dummy argument with INTENT
46 (OUT) or INTENT(INOUT) or with the POINTER attribute.
- 47
48

- Constraint: Any procedure referenced in a pure function, including one referenced via a defined operation or assignment, must be pure. 1
2
- Constraint: A dummy argument or the dummy result of a pure function may be explicitly aligned only with another dummy argument or the dummy result, and may not be explicitly distributed or given the `INHERIT` attribute. 3
4
5
6
- Constraint: In a pure function, a local variable may be explicitly aligned only with another local variable, a dummy argument, or the result variable. A local variable may not be explicitly distributed. 7
8
9
10
- Constraint: In a pure function, a dummy argument, local variable, or the result variable must not have the `DYNAMIC` attribute. 11
12
- Constraint: In a pure function, a global variable must not appear in a *realign-directive* or *redistribute-directive*. 13
14
15
- Constraint: A pure function must not contain a *print-stmt*, *open-stmt*, *close-stmt*, *backspace-stmt*, *endfile-stmt*, *rewind-stmt*, *inquire-stmt*, or a *read-stmt* or *write-stmt* whose *io-unit* is an *external-file-unit* or `*`. 16
17
18
19
- Constraint: A pure function must not contain a *pause-stmt* or *stop-stmt*. 20

The above constraints are designed to guarantee that a pure function is free from side effects (i.e., modifications of data visible outside the function), which means that it is safe to reference concurrently, as explained earlier. 21
22
23
24

Rationale. 25

It is worth mentioning why the above constraints are sufficient to eliminate side effects. 26
27

The first constraint (requiring explicit `INTENT(IN)`) declares behavior that is ensured by the following rules. It is not technically necessary, but is included for consistency with the explicit declaration rules for defined operators. Note that `POINTER` arguments may not have the `INTENT` attribute; the restrictions below ensure that `POINTER` arguments also behave as if they had `INTENT(IN)`, for both the argument itself and the object pointed to. 28
29
30
31
32
33

The second constraint (disallowing `SAVE` variables) ensures that a pure function does not retain an internal state between calls, which would allow side-effects between calls to the same procedure. 34
35
36
37

The third constraint (the restrictions on use of global variables and dummy arguments) ensures that dummy arguments and global variables are not modified by the function. In the case of a dummy or global pointer, this applies to both its pointer association and its target value, so it cannot be subject to a pointer assignment or to an `ALLOCATE`, `DEALLOCATE`, or `NULLIFY` statement. Incidentally, these constraints imply that only local variables and the dummy result variable can be subject to assignment or pointer assignment. 38
39
40
41
42
43
44

In addition, a dummy or global data object cannot be the *target* of a pointer assignment (i.e., it cannot be used as the right hand side of a pointer assignment to a local pointer or to the result variable), for then its value could be modified via the pointer. (An alternative approach would be to allow such objects to be pointer targets, but 45
46
47
48

1 disallow assignments to those pointers; syntactic constraints to allow this would be
2 even more draconian than these.)

3 In connection with the last point, it should be noted that an ordinary (as opposed
4 to pointer) assignment to a variable of derived type that has a pointer component at
5 any level of component selection may result in a *pointer* assignment to the pointer
6 component of the variable. That is certainly the case for an intrinsic assignment.
7 In that case, the expression on the right hand side of the assignment has the same
8 type as the assignment variable, and the assignment results in a pointer assignment
9 of the pointer components of the expression result to the corresponding components
10 of the variable (see section 7.5.1.5 of the Fortran 90 standard). However, it may also
11 be the case for a *defined* assignment to such a variable, even if the data type of the
12 expression has no pointer components; the defined assignment may still involve pointer
13 assignment of part or all of the expression result to the pointer components of the
14 assignment variable. Therefore, a dummy or global object cannot be used as the right
15 hand side of any assignment to a variable of derived type with pointer components,
16 for then it, or part of it, might be the target of a pointer assignment, in violation of
17 the restriction mentioned above.

18 (Incidentally, the last two paragraphs only prevent the reference of a dummy or global
19 object as the *only* object on the right hand side of a pointer assignment or an assign-
20 ment to a variable with pointer components. There are no constraints on its reference
21 as an operand, actual argument, subscript expression, etc. in these circumstances.)

22 Finally, a dummy or global data object cannot be used in a procedure reference as an
23 actual argument associated with a dummy argument of `INTENT(OUT)` or `INTENT(INOUT)`
24 or with a dummy pointer, for then it may be modified by the procedure reference.
25 This constraint, like the others, can be statically checked, since any procedure refer-
26 enced within a pure function must be either a pure function, which does not modify its
27 arguments, or a pure subroutine, whose interface must specify the `INTENT` or `POINTER`
28 attributes of its arguments (see below). Incidentally, notice that in this context it is
29 assumed that an actual argument associated with a dummy pointer is modified, since
30 Fortran 90 does not allow its intent to be specified.

31 The fourth constraint (only pure procedures may be called) ensures that all proce-
32 dures called from a pure function are themselves side-effect free, except, in the case
33 of subroutines, for modifying actual arguments associated with dummy pointers or
34 dummy arguments with `INTENT(OUT)` or `INTENT(INOUT)`. As we have just explained,
35 it can be checked that global or dummy objects are not used in such arguments, which
36 would violate the required side-effect freedom.

37 Constraints 5 and 6 restrict the explicit declaration of the mapping of local variables
38 and the dummy arguments and dummy results. This is because the function may be
39 invoked concurrently, with each invocation active on a subset of processors specific to
40 that invocation, and operating on data that are mapped to that processor subset. In-
41 deed, in an optimising implementation, the caller may well automatically arrange the
42 mapping of the actual arguments and result according to the context, e.g. to maximise
43 concurrency in a `FORALL`, and/or to reduce communication, taking into account the
44 mappings of other arguments, other terms in the expression, the assignment variable,
45 etc. Thus, a dummy argument or result may not appear in a mapping directive that
46 fixes its location with respect to the processor array (e.g. it may not be aligned with a
47
48

global variable or template, or be explicitly distributed, or given the inherit attribute, all of which would remove the caller's freedom to determine the actual's mapping as described above). The only type of mapping information that may be specified for the dummy arguments and result is their alignment with each other; this will provide useful information to the caller about their required *relative* mappings. For similar reasons, local variables may be aligned with the dummy arguments or result (either directly or through other local variables), but may not have arbitrary mappings.

Constraints 7 and 8 prevent any realignment and redistribution of data within a pure function (another type of side effect).

The penultimate constraint prevents external I/O and file operations, whose order would be non-deterministic in the context of concurrent execution. Note that internal I/O *is* allowed, provided that it does not modify global variables or dummy arguments.

Finally, the last constraint disallows PAUSE and STOP statements. A PAUSE statement requires input and so is disallowed for the same reason as I/O. A STOP brings execution to a halt, which is a rather drastic side effect.

(*End of rationale.*)

4.3.1.2 Pure subroutine definition

The following constraints are added to Rule R1219 in Section 12.5.2.3 of the Fortran 90 standard (defining *subroutine-subprogram*):

Constraint: The *specification-part* of a pure subroutine must specify the intents of all dummy arguments except procedure arguments and arguments that have the POINTER attribute.

Constraint: A local variable declared in the *specification-part* or *internal-function-part* of a pure subroutine must not have the SAVE attribute.

Constraint: The *execution-part* or *internal-subprogram-part* of a pure subroutine must not use a dummy parameter with INTENT(IN), a global variable, or an object that is storage associated with a global variable, or a subobject thereof, in the following contexts:

- As the assignment variable of an *assignment-stmt*;
- As a DO variable or implied DO variable, or as a *index-name* in a *forall-triplet-spec*;
- As an *input-item* in a *read-stmt*;
- As an *internal-file-unit* in a *write-stmt*;
- As an IOSTAT= or SIZE= specifier in an I/O statement.
- In an *assign-stmt*;
- As the *pointer-object* or *target* of a *pointer-assignment-stmt*;
- As the *expr* of an *assignment-stmt* whose assignment variable is of a derived type, or is a pointer to a derived type, that has a pointer component at any level of component selection;

- 1 • As an *allocate-object* or *stat-variable* in an *allocate-stmt* or *deallocate-*
2 *stmt*, or as a *pointer-object* in a *nullify-stmt*;
- 3 • As an actual argument associated with a dummy argument with **INTENT**
4 **(OUT)** or **INTENT(INOUT)** or with the **POINTER** attribute.

5
6 Constraint: Any procedure referenced in a pure subroutine, including one referenced via a
7 defined operation or assignment, must be pure.

8
9 Constraint: A dummy argument of a pure subroutine may be explicitly aligned only with
10 another dummy argument, and may not be explicitly distributed or given the
11 **INHERIT** attribute.

12 Constraint: In a pure subroutine, a local variable may be explicitly aligned only with
13 another local variable or a dummy argument. A local variable may not be
14 explicitly distributed.

15
16 Constraint: In a pure subroutine, a dummy argument or local variable must not have the
17 **DYNAMIC** attribute.

18
19 Constraint: In a pure subroutine, a global variable must not appear in a *realign-directive*
20 or *redistribute-directive*.

21
22 Constraint: A pure subroutine must not contain a *print-stmt*, *open-stmt*, *close-stmt*, *backspace-*
23 *stmt*, *endfile-stmt*, *rewind-stmt*, *inquire-stmt*, or a *read-stmt* or *write-stmt*
24 whose *io-unit* is an *external-file-unit* or *****.

25
26 Constraint: A pure subroutine must not contain a *pause-stmt* or *stop-stmt*.

27 *Rationale.*

28
29 The constraints for pure subroutines are based on the same principles as for pure func-
30 tions, except that side effects to **INTENT(OUT)** and **INTENT(INOUT)** dummy arguments
31 are permitted. Pointer dummy arguments are always treated as **INTENT(INOUT)**.

32 Pure subroutines are included to allow subroutine calls from pure procedures in a safe
33 way, and to allow *forall-assignments* to be defined assignments.

34 (*End of rationale.*)

35 36 37 4.3.1.3 Pure procedure interfaces

38 To define interface specifications for pure procedures, the following constraints are added
39 to Rule R1204 in Section 12.3.2.1 of the Fortran 90 standard (defining *interface-body*):

40
41 Constraint: An *interface-body* of a pure procedure must specify the intents of all dummy
42 arguments except **POINTER** and procedure arguments.

43
44 The procedure characteristics defined by an interface body must be consistent with the
45 procedure's definition. Regarding pure procedures, this is interpreted as follows:

- 46
47 • A procedure that is declared pure at its definition may be declared pure in an interface
48 body, but this is not required.

- A procedure that is not declared pure at its definition must not be declared pure in an interface body.

That is, if an interface body contains a `PURE` attribute, then the corresponding procedure definition must also contain it, though the reverse is not true. When a procedure definition with a `PURE` attribute is compiled, the compiler may check that it satisfies the necessary constraints.

4.3.2 Pure Procedure Reference

To define pure procedure references, the following extra constraint is added to Rules R1209 and R1210 in Section 12.4.1 of the Fortran 90 standard (defining *function-reference* and *call-stmt*):

Constraint: In a reference to a pure procedure, a *procedure-name actual-arg* must be the name of a pure procedure.

Rationale. This constraint ensures that the purity of a procedure cannot be undermined by allowing it to call a non-pure procedure. (*End of rationale.*)

4.3.3 Examples of Pure Procedure Usage

Pure functions may be used in expressions in `FORALL` statements and constructs, unlike general functions. Several examples of this are given below.

```
! This statement function is pure since it does not reference
! any other functions
REAL myexp
myexp(x) = 1 + x + x*x/2.0 + x*x*x/6.0
FORALL ( i = 1:n ) a(i) = myexp( a(i+1) )
...
! Intrinsic functions are always pure
FORALL ( i = 1:n ) a(i,i) = log( abs( a(i,i) ) )
```

Because a *forall-assignment* may be an array assignment, the pure function can have an array result. Such functions may be particularly helpful for performing row-wise or column-wise operations on an array. The next example illustrates this.

```
INTERFACE
  PURE FUNCTION f(x)
    REAL, DIMENSION(3) :: f,
    REAL, DIMENSION(3), INTENT(IN) :: x
  END FUNCTION f
END INTERFACE
REAL v (3,10,10)
...
FORALL (i=1:10, j=1:10) v(:,i,j) = f(v(:,i,j))
```

1 A limited form of MIMD parallelism can be obtained by means of branches within the
 2 pure procedure that depend on arguments associated with array elements or their subscripts
 3 when the function is called from a `FORALL`. This may sometimes provide an alternative to
 4 using sequences of masked `FORALL` or `WHERE` statements with their potential synchronization
 5 overhead. The next example suggests how this may be done.

```

6
7 REAL PURE FUNCTION f (x, i)
8     REAL, INTENT(IN) :: x      ! associated with array element
9     INTEGER, INTENT(IN) :: i   ! associated with array subscript
10    IF (x > 0.0) THEN          ! content-based conditional
11        f = x*x
12    ELSE IF (i==1 .OR. i==n) THEN ! subscript-based conditional
13        f = 0.0
14    ELSE
15        f = x
16    ENDIF
17 END FUNCTION
18
19 ...
20
21 REAL a(n)
22 INTEGER i
23 ...
24 FORALL (i=1:n) a(i) = f( a(i), i)
25

```

26 Because pure procedures have no constraints on their internal control flow (except
 27 that they may not use the `STOP` statement), they also provide a means for encapsulating
 28 more complex operations than could otherwise be nested within a `FORALL`. For example, the
 29 fragment below performs an iterative algorithm on every element of an array. Note that
 30 different amounts of computation may be required for different inputs. Some machines may
 31 not be able to take advantage of this flexibility.

```

32
33
34 PURE INTEGER FUNCTION iter(x)
35     COMPLEX, INTENT(IN) :: x
36     COMPLEX xtmp
37     INTEGER i
38     i = 0
39     xtmp = -x
40     DO WHILE (ABS(xtmp).LT.2.0 .AND. i.LT.1000)
41         xtmp = xtmp * xtmp - x
42         i = i + 1
43     END DO
44     iter = i
45 END FUNCTION
46
47 ...
48 FORALL (i=1:n, j=1:m) ix(i,j) = iter(CMPLX(a+i*da,b+j*db))

```

4.3.4 Comments on Pure Procedures

Rationale.

The constraints for a pure procedure guarantee freedom from side-effects, thus ensuring that it can be invoked concurrently at each “element” of an array (where an “element” may itself be a data structure, including an array).

The constraints on pure procedures may appear complicated, but it is not necessary for a programmer to be intimately familiar with them. From the programmer’s point of view, these constraints can be summarized as follows: a pure procedure must not contain any operation that could conceivably result in an assignment or pointer assignment to a global variable or `INTENT (IN)` dummy argument, or perform any I/O or `STOP` operation. Note the use of the word *conceivably*; it is not sufficient for a pure procedure merely to be side-effect free *in practice*. For example, a function that contains an assignment to a global variable but in a branch that is not executed in any invocation of the function is nevertheless not a pure function. The exclusion of functions of this nature is unavoidable if strict compile-time checking is to be used. In the choice between compile-time checking and flexibility, the HPF committee decided in favor of enhanced checking.

It is expected that most library procedures will conform to the constraints required of pure procedures (by the very nature of library procedures), and so can be declared pure and referenced in `FORALL` statements and constructs and within user-defined pure procedures. It is also anticipated that most library procedures will not reference global data, whose use may sometimes inhibit concurrent execution.

The constraints on pure procedures are limited to those necessary to check statically for freedom from side effects, processor independence, and for lack of saved internal state. Subject to these restrictions, maximum functionality has been preserved in the definition of pure procedures. This has been done to make function calls in `FORALL` as widely available as possible, and so that quite general library procedures can be classified as pure.

A drawback of this flexibility is that pure procedures permit certain features whose use may hinder, and in the worst case prevent, concurrent execution in `FORALL` (that is, such references may have to be implemented by sequentialization). Foremost among these features are the access of global data, particularly distributed global data, and the fact that the arguments and, for a pure function, the result may be pointers or data structures with pointer components, including recursive data structures such as lists and trees. The programmer should be aware of the potential performance penalties of using such features.

(End of rationale.)

4.4 The `INDEPENDENT` Directive

The `INDEPENDENT` directive can precede a `DO` loop or `FORALL` statement or construct. It asserts to the compiler that the operations in the following `FORALL` statement or construct or iterations in the following `DO` loop may be executed independently—that is, in any order, or interleaved, or concurrently—without changing the semantics of the program.

The **INDEPENDENT** directive precedes the **DO** loop or **FORALL** for which it is asserting behavior, and is said to apply to that loop or **FORALL**. The syntax of the **INDEPENDENT** directive is

H413 *independent-directive* **is** **INDEPENDENT** [, *new-clause*]

H414 *new-clause* **is** **NEW** (*variable-list*)

Constraint: The first non-comment line following an *independent-directive* must be a *do-stmt*, *forall-stmt*, or a *forall-construct*.

Constraint: If the **NEW** option is present, then the directive must apply to a **DO** loop.

Constraint: A *variable* named in the **NEW** option or any component or element thereof must not:

- Be a pointer or dummy argument; nor
- Have the **SAVE** or **TARGET** attribute.

When applied to a **DO** loop, an **INDEPENDENT** directive is an assertion by the programmer that no iteration can affect any other iteration, either directly or indirectly. The following operations define such interference:

- Any two operations that assign to the same atomic object (defined in Section 4.1.2) interfere with each other. (Note the **NEW** clause below, however.)
- An operation that assigns to an atomic object interferes with any operation that uses the value of that object. (Note the **NEW** clause below, however.)

Rationale. These are the classic Bernstein [5] conditions to enable parallel execution. Note that two assignments *of the same value* to a variable interfere with each other and thus an **INDEPENDENT** loop with such assignments is not HPF-conforming. This is not allowed because such overlapping assignments are difficult to support on some hardware, and because the given definition was felt to be conceptually clearer. Similarly, it is not HPF-conforming to assert that assignment of multiple values to the same location is **INDEPENDENT**, even if the program logically can accept any of the possible values. In this case, both the “conceptually clearer” argument and the desire to avoid nondeterministic behavior favored the given solution. (*End of rationale.*)

- Any transfer of control to a branch target statement outside the body of the loop interferes with all other operations in the loop.
- Any execution of an **EXIT**, **STOP**, or **PAUSE** statement interferes with all other operations in the loop.

Rationale. Branching (by **GOTO** or **ERR=** branches in I/O statements) implies that some iterations of the loop are not executed, which is drastic interference with those computations. The same is true for **EXIT** and the other statements. Note that these conditions do not restrict procedure calls in **INDEPENDENT** loops, except to disallow taking alternate returns to statements outside the loop. (*End of rationale.*)

- A `READ` operation assigns to the objects in its *input-item-list*; a `WRITE` or `PRINT` operation uses the values of the objects on its *output-item-list*. I/O operations may interfere with other operations (including other I/O operations) as per the conditions above.
- An internal `READ` operation uses its internal file; an internal `WRITE` operation assigns to its internal file. These uses and assignments may interfere with other operations as outlined above.
- Any two file I/O operations except `INQUIRE` associated with the same file or unit interfere with each other. Two `INQUIRE` operations do not interfere with each other; however, an `INQUIRE` operation interferes with any other I/O operation associated with the same file.

Rationale. Because Fortran carefully defines the file position after a data transfer or file positioning statement, these operations affect the global state of a program. (Note that file position is defined even for direct access files.) Multiple non-advancing data transfer statements affect the file position in ways similar to multiple assignments of the same value to a variable, and is disallowed for the same reason. Multiple `OPEN` and `CLOSE` operations affect the status of files and units, which is another global side effect. `INQUIRE` does not affect the file status, and therefore does not affect other inquiries. However, other file operations may affect the properties reported by `INQUIRE`. (*End of rationale.*)

- Any data realignment or redistribution performed in the loop interferes with any access to or any other realignment of the same data.

Rationale. `REALIGN` and `REDISTRIBUTE` may change the processor storing a particular array element, which interferes with any assignment or use of that element. Similarly, multiple remapping operations may cause the same element to be stored in multiple locations. (*End of rationale.*)

Note that all of these describe interfering behavior; they do not disallow specific syntax. Statements that appear to violate one or more of these restrictions are allowed in an `INDEPENDENT` loop, if they are not executed due to control flow. These restrictions allow an `INDEPENDENT` loop to be executed safely in parallel if computational resources are available. The directive is purely advisory and a compiler is free to ignore it if it cannot make use of the information.

The `NEW` option modifies the `INDEPENDENT` directive and all surrounding `INDEPENDENT` directives by asserting that those assertions would be true *if* new objects were created for the named variables for each iteration of the `DO` loop. Thus, variables named in the *new-clause* behave as if they were private to the body of the `DO` loop. More formally, it asserts that the remainder of program execution is unaffected if all variables in the *variable-list* and any variables associated with them were to become undefined immediately before execution of every iteration of the loop, and also become undefined immediately after the completion of each iteration of the loop.

Advice to implementors.

The wording here is similar to the treatment of realignment through pointers in Section 3.6. As with that section, it may be reworded if HPF directives are absorbed as actual Fortran statements.

1 (*End of advice to implementors.*)

2 *Rationale.* **NEW** variables provide the means to declare temporaries in **INDEPENDENT**
 3 loops. Without this feature, many conceptually independent loops would need sub-
 4 stantial rewriting (including expansion of scalars into arrays) to meet the rather strict
 5 requirements described above. Note that a temporary need only be declared **NEW** at
 6 the innermost lexical level at which it is assigned, since all enclosing **INDEPENDENT**
 7 assertions must take that **NEW** into account. Note also that index variables for nested
 8 **DO** loops must be declared **NEW**; the alternative was to limit the scope of an index
 9 variable to the loop itself, which changes Fortran semantics. **FORALL** indices, however,
 10 are restricted by the semantics of the **FORALL**; they require no **NEW** declarations. (*End*
 11 *of rationale.*)

12 *Advice to users.* Section 4.4.1 contains several examples of the syntax and semantics
 13 of **INDEPENDENT** applied to **DO** loops. (*End of advice to users.*)

14 The interpretation of **INDEPENDENT** for **FORALL** is similar to that for **DO**: it asserts that
 15 no combination of the indexes that **INDEPENDENT** applies assigns to an atomic storage unit
 16 that is read by another combination. (Note that an HPF **FORALL** statement or construct
 17 does not allow exits from the construct, etc.) A **DO** and a **FORALL** with the same body are
 18 equivalent if they both have the **INDEPENDENT** directive. This is illustrated in Section 4.4.2.

21 4.4.1 Examples of **INDEPENDENT**

```
22
23   !HPF$ INDEPENDENT
24   DO i = 2, 99
25     a(i) = b(i-1) + b(i) + b(i+1)
26   END DO
27
```

28 This is one of the simplest examples of an **INDEPENDENT** loop. (For simplicity, all
 29 examples in this section assume there is no storage or sequence association between any
 30 variables used in the code.) Every iteration assigns to a different location in the *a* array,
 31 thus satisfying the first condition above. Since no elements of *a* are used on the right-
 32 hand side, no location that is assigned in the loop is also read, thus satisfying the second
 33 condition. Note, however, that many elements of *b* are used repeatedly; this is allowed by
 34 the definition of **INDEPENDENT**. The other conditions relate to constructs not used in the
 35 loop. In this example, the assertion is true regardless of the values of the variables involved.

```
36
37   !HPF$ INDEPENDENT
38   FORALL ( i=2:n ) a(i) = b(i-1) + b(i) + b(i+1)
39
```

40 This example is equivalent in all respects to the first example.

```
41   !HPF$ INDEPENDENT
42   DO i=1, 100
43     a(p(i)) = b(i)
44   END DO
45
```

46 This **INDEPENDENT** directive asserts that the array *p* does not have any repeated entries
 47 (else they would cause interference when *a* was assigned). The **DO** loop is therefore equivalent
 48 to the Fortran 90 statement

```

a(p(1:100)) = b(1:100)
!HPF$ INDEPENDENT, NEW (i2)
DO i1 = 1,n1
  !HPF$ INDEPENDENT, NEW (i3)
  DO i2 = 1,n2
    !HPF$ INDEPENDENT, NEW (i4)
    DO i3 = 1,n3
      DO i4 = 1,n4 ! The inner loop is NOT independent!
        a(i1,i2,i3) = a(i1,i2,i3) + b(i1,i2,i4)*c(i2,i3,i4)
      END DO
    END DO
  END DO
END DO

```

The inner loop is not independent because each element of a is assigned repeatedly. However, the three outer loops are independent because they access different elements of a . The `NEW` clauses are required, since the inner loop indices are assigned and used in different iterations of the outermost loops.

```

!HPF$ INDEPENDENT, NEW (j)
DO i = 2, 100, 2
  !HPF$ INDEPENDENT, NEW(vl, vr, ul, ur)
  DO j = 2, 100, 2
    vl = p(i,j) - p(i-1,j)
    vr = p(i+1,j) - p(i,j)
    ul = p(i,j) - p(i,j-1)
    ur = p(i,j+1) - p(i,j)
    p(i,j) = f(i,j) + p(i,j) + 0.25 * (vr - vl + ur - ul)
  END DO
END DO

```

Without the `NEW` option on the j loop, neither loop would be independent, because an interleaved execution of loop iterations might cause other values of vl , vr , ul , and ur to be used in the assignment of $p(i,j)$ than those computed in the same iteration of the loop. The `NEW` option, however, specifies that this is not true if distinct storage units are used in each iteration of the loop. Using this implementation makes iterations of the loops independent of each other. Note that there is no interference due to accesses of the array p because of the stride of the DO loop (i.e. i and j are always even, therefore $i - 1$, etc. are always odd.)

```

!HPF$ INDEPENDENT
DO i = 1, 10
  WRITE (iounit(i),100) a(i)
END DO
100 FORMAT ( F10.4 )

```

If $iounit(i)$ evaluates to a different value for every $i \in \{1, \dots, 10\}$, then the loop writes to a different I/O unit (and thus a different file) on every iteration. The loop is then properly described as independent. On the other hand, if $iounit(i) = 5$ for all i , then the assertion is in error and the loop is not HPF-conforming.

4.4.2 Visualization of INDEPENDENT Directives

```
1 DO i = 1, 3
```

```
2   lhsa(i) = rhsa(i)
```

```
3   lhsb(i) = rhsb(i)
```

```
4 END DO
```

```
5 FORALL ( i = 1:3 )
```

```
6   lhsa(i) = rhsa(i)
```

```
7   lhsb(i) = rhsb(i)
```

```
8 END FORALL
```

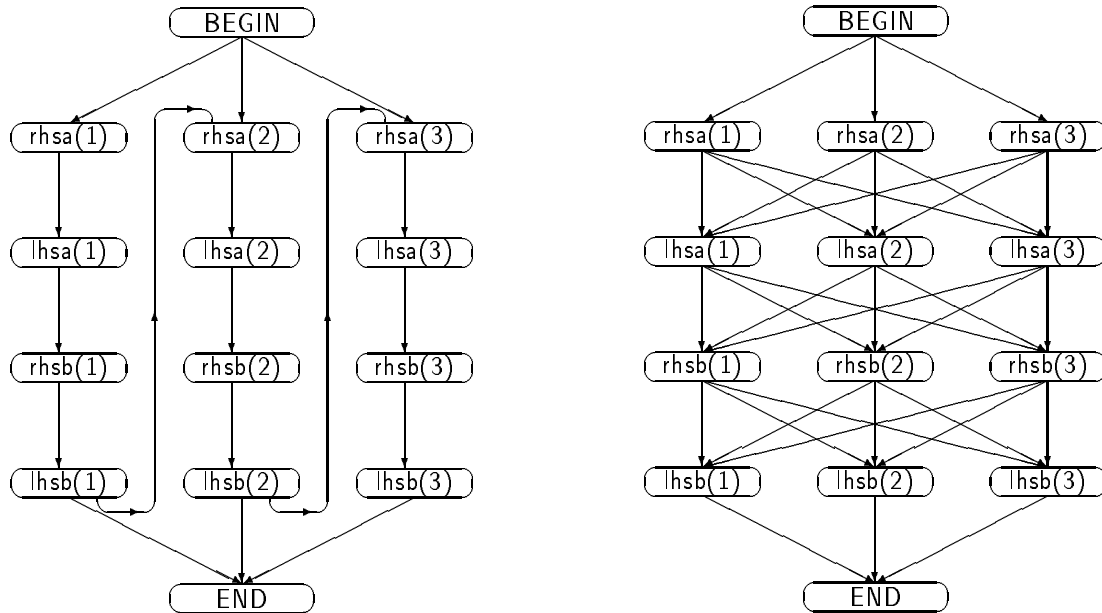


Figure 4.1: Dependences in DO and FORALL without INDEPENDENT assertions

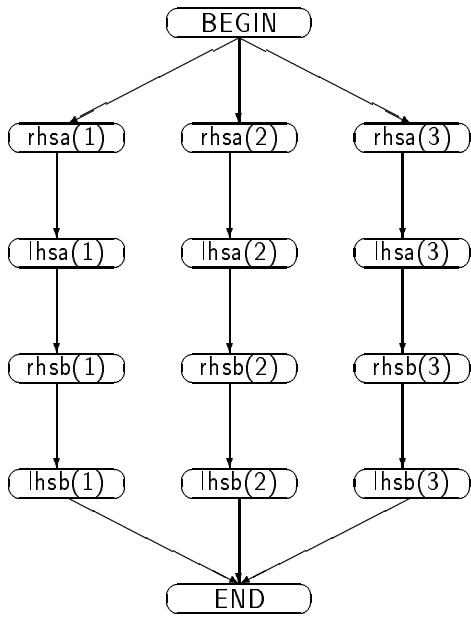
Graphically, the INDEPENDENT directive can be visualized as eliminating edges from a precedence graph representing the program. Figure 4.1 shows some of the dependences that may normally be present in a DO and a FORALL. (Most of the transitive dependences are not shown.) An arrow from a left-hand side node (for example, “lhsa(1)”) to a right-hand side node (“rhsb(1)”) means that the right-hand side computation might use values assigned in the left-hand side node; thus the right-hand side must be computed after the left-hand side completes its store. Similarly, an arrow from a right-hand side node to a left-hand side node means that the left-hand side may overwrite a value needed by the right-hand side computation, again forcing an ordering. Edges from the “BEGIN” and to the “END” nodes represent control dependences. The INDEPENDENT directive asserts that the only dependences that a compiler need enforce are those in Figure 4.2. That is, the programmer who uses INDEPENDENT is certifying that if the compiler enforces only these edges, then the resulting program will be equivalent to the one in which all the edges are present. Note that the set of asserted dependences is identical for INDEPENDENT DO and FORALL constructs.

The compiler is justified in producing a warning if it can prove that one of these assertions is incorrect. It is not required to do so, however. A program containing any false assertion of this type is not HPF-conforming, thus is not defined by HPF, and the compiler may take any action it deems appropriate.

```

!HPF$ INDEPENDENT
DO i = 1, 3
  lhsa(i) = rhsa(i)
  lhsb(i) = rhsb(i)
END DO

```



```

!HPF$ INDEPENDENT
FORALL ( i = 1:3 )
  lhsa(i) = rhsa(i)
  lhsb(i) = rhsb(i)
END FORALL

```

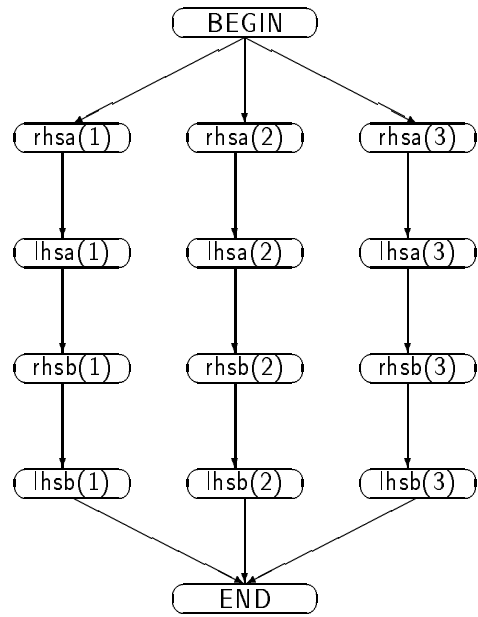


Figure 4.2: Dependences in DO and FORALL with INDEPENDENT assertions

1
2
3
4
5
6
7
8
9
10
11
12
13
14
15
16
17
18
19
20
21
22
23
24
25
26
27
28
29
30
31
32
33
34
35
36
37
38
39
40
41
42
43
44
45
46
47
48

1
2
3
4
5
6 **Section 5**
7

8
9
10 **Intrinsic and Library Procedures**
11
12
13

14 HPF includes Fortran 90's intrinsic procedures. It also adds new intrinsic procedures in two
15 categories: system inquiry intrinsic functions and computational intrinsic functions.

16 The definitions of two Fortran 90 intrinsic functions, `MAXLOC` and `MINLOC`, are extended
17 by the addition of an optional `DIM` argument.

18 In addition to the new intrinsic functions, HPF defines a library module, `HPF_LIBRARY`,
19 that must be provided by vendors of any full HPF implementation.

20 This description of HPF intrinsic and library procedures follows the form and con-
21 ventions of Section 13 of the Fortran 90 standard. The material of Sections 13.1, 13.2,
22 13.3, 13.5.7, 13.8.1, 13.8.2, 13.9, and 13.10 is applicable to the HPF intrinsic and library
23 procedures and to their descriptions in this section of the HPF document.
24

25 **5.1 Notation**
26

27 In the examples of this section, `T` and `F` are used to denote the logical values true and false.
28
29

30 **5.2 System Inquiry Intrinsic Functions**
31

32 In a multi-processor implementation, the processors may be arranged in an implemen-
33 tation-dependent multi-dimensional processor array. The system inquiry functions return
34 values related to this underlying machine and processor configuration, including the size and
35 shape of the underlying processor array. `NUMBER_OF_PROCESSORS` returns the total number
36 of processors available to the program or the number of processors available to the program
37 along a specified dimension of the processor array. `PROCESSORS_SHAPE` returns the shape of
38 the processor array.

39 The values returned by the system inquiry intrinsic functions remain constant for the
40 duration of one program execution. Thus, `NUMBER_OF_PROCESSORS` and `PROCESSORS_SHAPE`
41 have values that are restricted expressions and may be used wherever any other Fortran 90
42 restricted expression may be used. In particular, `NUMBER_OF_PROCESSORS` may be used in a
43 specification expression.

44 The values of system inquiry functions may not occur in initialization expressions,
45 because they may not be assumed to be constants. In particular, HPF programs may be
46 compiled to run on machines whose configurations are not known at compile time.

47 Note that the system inquiry functions query the physical machine, and have nothing
48 to do with any `PROCESSORS` directive that may occur.

Advice to users. `SIZE(PROCESSORS_SHAPE())` returns the rank of the processor array. References to system inquiry functions may occur in array declarations and in HPF directives, as in:

```

      INTEGER, DIMENSION(SIZE(PROCESSORS_SHAPE())) :: PSHAPE
      !HPF$ TEMPLATE T(100, 3*NUMBER_OF_PROCESSORS())

```

(End of advice to users.)

5.3 Computational Intrinsic Functions

HPF adds one new intrinsic function, `ILEN`, which computes the number of bits needed to store an integer value. HPF also generalizes the Fortran 90 `MAXLOC` and `MINLOC` intrinsic functions with an optional `DIM` parameter, for finding the locations of maximum or minimum elements along a given dimension.

5.4 Library Procedures

The mapping inquiry subroutines and computational functions described in this section are available in the HPF library module, `HPF_LIBRARY`. Use of these procedures must be accompanied by an appropriate `USE` statement in each scoping unit in which they are used. They are not intrinsic.

5.4.1 Mapping Inquiry Subroutines

HPF provides data mapping directives that are advisory in nature. The mapping inquiry subroutines allow the program to determine the actual mapping of an array at run time. It may be especially important to know the exact mapping when an `EXTRINSIC` subprogram is invoked. For these reasons, HPF includes mapping inquiry subroutines which describe how an array is actually mapped onto a machine. To keep the number of routines small, the inquiry procedures are structured as subroutines with optional `INTENT (OUT)` arguments.

5.4.2 Bit Manipulation Functions

The HPF library includes three elemental bit-manipulation functions. `LEADZ` computes the number of leading zero bits in an integer's representation. `POPCNT` counts the number of one bits in an integer. `POPPAR` computes the parity of an integer.

5.4.3 Array Reduction Functions

HPF adds additional array reduction functions that operate in the same manner as the Fortran 90 `SUM` and `ANY` intrinsic functions. The new reduction functions are `IALL`, `IANY`, `IPARITY`, and `PARITY`, which correspond to the commutative, associative binary operations `IAND`, `IOR`, `IEOR`, and `.NEQV.` respectively.

In the specifications of these functions, the terms “`XXX` reduction” are used, where `XXX` is one of the binary operators above. These are defined by means of an example. The `IAND` reduction of all the elements of `array` for which the corresponding element of `mask` is true is the scalar integer computed in `result` by

```

1  result = IAND_IDENTITY_ELEMENT
2  DO i_1 = LBOUND(array,1), UBOUND(array,1)
3      ...
4      DO i_n = LBOUND(array,n), UBOUND(array,n)
5          IF ( mask(i_1,i_2,...,i_n) ) &
6              result = IAND( result, array(i_1,i_2,...,i_n) )
7      END DO
8      ...
9  END DO

```

10
11
12

Here, n is the rank of `array` and `IAND_IDENTITY_ELEMENT` is the integer which has all bits equal to one. (The interpretation of an integer as a sequence of bits is given in Section 13.5.7 of the Fortran 90 standard.) The other three reductions are similarly defined. The identity elements for `IOR` and `IEOR` are zero. The identity element for `PARITY` is `.FALSE`.

17
18

5.4.4 Array Combining Scatter Functions

19
20
21
22
23
24
25

These are all generalized array reduction functions in which completely general, but nonoverlapping, subsets of array elements can be combined. There is a corresponding scatter function for each of the twelve reduction operation in the language. The way the elements of the source array are associated with the elements of the result is described in this section; the method of combining their values is described in the specifications of the individual functions in Section 5.7.

26

These functions all have the form

27
28

```
XXX_SCATTER(ARRAY, BASE, INDX1, ..., INDXn, MASK)
```

29
30
31
32
33
34
35
36
37
38

The allowed values of `XXX` are `ALL`, `ANY`, `COPY`, `COUNT`, `IALL`, `IANY`, `IPARITY`, `MAXVAL`, `MINVAL`, `PARITY`, `PRODUCT`, and `SUM`. The number of `INDX` arguments must equal the rank of `BASE`. Except for `COUNT_SCATTER`, `ARRAY` and `BASE` are arrays of the same type. For `COUNT_SCATTER`, `ARRAY` is of type logical and `BASE` is of type integer. The argument `MASK` is logical, and the `INDX` arrays are integer. `ARRAY`, `MASK`, and all the `INDX` arrays are conformable. `MASK` is optional. (For `ALL_SCATTER`, `ANY_SCATTER`, `COUNT_SCATTER`, and `PARITY_SCATTER`, the `ARRAY` must be logical. These functions do not have an optional `MASK` argument. To conform with the conventions of the F90 standard, the required `ARRAY` argument to these functions is called `MASK` in their specifications in Section 5.7.) The result has the same type, kind type parameter, and shape as `BASE`.

39
40
41
42
43

For every element a in `ARRAY` there is a corresponding element in each of the `INDX` arrays. Let s_1 be the value of the element of `INDX1` that is indexed by the same subscripts as element a of `ARRAY`. More generally, for each $j = 1, 2, \dots, n$, let s_j be the value of the element of `INDXj` that corresponds to element a in `ARRAY`, where n is the rank of `BASE`. The integers $s_j, j = 1, \dots, n$, form a subscript selecting an element of `BASE`: `BASE(s1, s2, ..., sn)`.

44
45
46

Thus the `INDX` arrays establish a mapping from all the elements of `ARRAY` onto selected elements of `BASE`. Viewed in the other direction, this mapping associates with each element b of `BASE` a set S of elements from `ARRAY`.

47
48

Because `BASE` and the result are conformable, for each element of `BASE` there is a corresponding element of the result.

If S is empty, then the element of the result corresponding to the element b of **BASE** has the same value as b .

If S is non-empty, then the elements of S will be combined with element b to produce an element of the result. The particular means of combining these values is described in the result value section of the specification of the routine below. As an example, for **SUM_SCATTER**, if the elements of S are a_1, \dots, a_m , then the element of the result corresponding to the element b of **BASE** is the result of evaluating $\text{SUM}((/a_1, a_2, \dots, a_m, b/))$.

Note that, since a scalar is conformable with any array, a scalar may be used in place of an **INDX** array, in which case one hyperplane of the result is selected. See the example below.

If the optional, final **MASK** argument is present, then only the elements of **ARRAY** in positions for which **MASK** is true participate in the operation. All other elements of **ARRAY** and of the **INDX** arrays are ignored and cannot have any influence on any element of the result.

For example, if

$$\begin{array}{ll} \text{A is the array } \begin{bmatrix} 1 & 2 & 3 \\ 4 & 5 & 6 \\ 7 & 8 & 9 \end{bmatrix}; & \text{B is the array } \begin{bmatrix} -1 & -2 & -3 \\ -4 & -5 & -6 \\ -7 & -8 & -9 \end{bmatrix}; \\ \text{I1 is the array } \begin{bmatrix} 1 & 1 & 1 \\ 2 & 1 & 1 \\ 3 & 2 & 1 \end{bmatrix}; & \text{I2 is the array } \begin{bmatrix} 1 & 2 & 3 \\ 1 & 1 & 2 \\ 1 & 1 & 1 \end{bmatrix} \end{array}$$

then

$$\begin{array}{l} \text{SUM_SCATTER(A, B, I1, I2) is } \begin{bmatrix} 14 & 6 & 0 \\ 8 & -5 & -6 \\ 0 & -8 & -9 \end{bmatrix}; \\ \text{SUM_SCATTER(A, B, 2, I2) is } \begin{bmatrix} -1 & -2 & -3 \\ 30 & 3 & -3 \\ -7 & -8 & -9 \end{bmatrix}; \\ \text{SUM_SCATTER(A, B, I1, 2) is } \begin{bmatrix} -1 & 24 & -3 \\ -4 & 7 & -6 \\ -7 & -1 & -9 \end{bmatrix}; \\ \text{SUM_SCATTER(A, B, 2, 2) is } \begin{bmatrix} -1 & -2 & -3 \\ -4 & 40 & -6 \\ -7 & -8 & -9 \end{bmatrix} \end{array}$$

If **A** is the array $\begin{bmatrix} 10 & 20 & 30 & 40 & -10 \end{bmatrix}$, **B** is the array $\begin{bmatrix} 1 & 2 & 3 & 4 \end{bmatrix}$,
and **IND** is the array $\begin{bmatrix} 3 & 2 & 2 & 1 & 1 \end{bmatrix}$,
then $\text{SUM_SCATTER(A, B, IND, MASK=(A .GT. 0))}$ is $\begin{bmatrix} 41 & 52 & 13 & 4 \end{bmatrix}$.

5.4.5 Array Prefix and Suffix Functions

In a scan of a vector, each element of the result is a function of the elements of the vector that precede it (for a prefix scan) or that follow it (for a suffix scan). These functions provide scan operations on arrays and subarrays. The functions all have the form

```

1   XXX_PREFIX(ARRAY, DIM, MASK, SEGMENT, EXCLUSIVE)
2   XXX_SUFFIX(ARRAY, DIM, MASK, SEGMENT, EXCLUSIVE)

```

The allowed values of `XXX` are `ALL`, `ANY`, `COPY`, `COUNT`, `IALL`, `IANY`, `IPARITY`, `MAXVAL`, `MINVAL`, `PARITY`, `PRODUCT`, and `SUM`.

When comments below apply to both prefix and suffix forms of the routines, we will refer to them as `YYYYFIX` functions.

The arguments `DIM`, `MASK`, `SEGMENT`, and `EXCLUSIVE` are optional. The `COPY_YYYYFIX` functions do not have `MASK` or `EXCLUSIVE` arguments. The `ALL_YYYYFIX`, `ANY_YYYYFIX`, `COUNT_YYYYFIX`, and `PARITY_YYYYFIX` functions do not have `MASK` arguments. Their `ARRAY` argument must be of type logical; it is denoted `MASK` in their specifications in Section 5.7.

The arguments `MASK` and `SEGMENT` must be of type logical. `SEGMENT` must have the same shape as `ARRAY`. `MASK` must be conformable with `ARRAY`. `EXCLUSIVE` is a logical scalar. `DIM` is a scalar integer between one and the rank of `ARRAY`.

Result Value. The result has the same shape as `ARRAY`, and, with the exception of `COUNT_YYYYFIX`, the same type and kind type parameter as `ARRAY`. (The result of `COUNT_YYYYFIX` is default integer.)

In every case, every element of the result is determined by the values of certain selected elements of `ARRAY` in a way that is specific to the particular function and is described in its specification. The optional arguments affect the selection of elements of `ARRAY` for each element of the result; the selected elements of `ARRAY` are said to contribute to the result element. This section describes fully which elements of `ARRAY` contribute to a given element of the result.

If no elements of `ARRAY` are selected for a given element of the result, that result element is set to a default value that is specific to the particular function and is described in its specification.

For any given element r of the result, let a be the corresponding element of `ARRAY`. Every element of `ARRAY` contributes to r unless disqualified by one of the following rules.

1. If the function is `XXX_PREFIX`, no element that follows a in the array element ordering of `ARRAY` contributes to r . If the function is `XXX_SUFFIX`, no element that precedes a in the array element ordering of `ARRAY` contributes to r .
2. If the `DIM` argument is provided, an element z of `ARRAY` does not contribute to r unless all its indices, excepting only the index for dimension `DIM`, are the same as the corresponding indices of a . (It follows that if the `DIM` argument is omitted, then `ARRAY`, `MASK`, and `SEGMENT` are processed in array element order, as if temporarily regarded as rank-one arrays. If the `DIM` argument is present, then a family of completely independent scan operations are carried out along the selected dimension of `ARRAY`.)
3. If the `MASK` argument is provided, an element z of `ARRAY` contributes to r only if the element of `MASK` corresponding to z is true. (It follows that array elements corresponding to positions where the `MASK` is false do not contribute anywhere to the result. However, the result is nevertheless defined at all positions, even positions where the `MASK` is false.)

4. If the **SEGMENT** argument is provided, an element z of **ARRAY** does not contribute if there is some intermediate element w of **ARRAY**, possibly z itself, with all of the following properties:
 - (a) If the function is **XXX_PREFIX**, w does not precede z but does precede a in the array element ordering; if the function is **XXX_SUFFIX**, w does not follow z but does follow a in the array element ordering;
 - (b) If the **DIM** argument is present, all the indices of w , excepting only the index for dimension **DIM**, are the same as the corresponding indices of a ; and
 - (c) The element of **SEGMENT** corresponding to w does not have the same value as the element of **SEGMENT** corresponding to a . (In other words, z can contribute only if there is an unbroken string of **SEGMENT** values, all alike, extending from z through a .)
5. If the **EXCLUSIVE** argument is provided and is true, then a itself does not contribute to r .

These general rules lead to the following important cases:

- Case (i):* If **ARRAY** has rank one, element i of the result of **XXX_PREFIX(ARRAY)** is determined by the first i elements of **ARRAY**; element $\text{SIZE(ARRAY)} - i + 1$ of the result of **XXX_SUFFIX(ARRAY)** is determined by the last i elements of **ARRAY**.
- Case (ii):* If **ARRAY** has rank greater than one, then each element of the result of **XXX_PREFIX(ARRAY)** has a value determined by the corresponding element a of the **ARRAY** and all elements of **ARRAY** that precede a in array element order. For **XXX_SUFFIX**, a is determined by the elements of **ARRAY** that correspond to or follow a in array element order.
- Case (iii):* Each element of the result of **XXX_PREFIX(ARRAY, MASK=MASK)** is determined by selected elements of **ARRAY**, namely the corresponding element a of the **ARRAY** and all elements of **ARRAY** that precede a in array element order, but an element of **ARRAY** may contribute to the result only if the corresponding element of **MASK** is true. If this restriction results in selecting no array elements to contribute to some element of the result, then that element of the result is set to the default value for the given function.
- Case (iv):* Each element of the result of **XXX_PREFIX(ARRAY, DIM=DIM)** is determined by selected elements of **ARRAY**, namely the corresponding element a of the **ARRAY** and all elements of **ARRAY** that precede a along dimension **DIM**; for example, in **SUM_PREFIX(A(1:N, 1:N), DIM=2)**, result element (i_1, i_2) could be computed as **SUM(A($i_1, 1 : i_2$))**. More generally, in **SUM_PREFIX(ARRAY, DIM)**, result element $i_1, i_2, \dots, i_{DIM}, \dots, i_n$ could be computed as **SUM(ARRAY($i_1, i_2, \dots, i_{DIM}, \dots, i_n$))**. (Note the colon before i_{DIM} in that last expression.)
- Case (v):* If **ARRAY** has rank one, then element i of the result of **XXX_PREFIX(ARRAY, EXCLUSIVE=.TRUE.)** is determined by the first $i - 1$ elements of **ARRAY**.
- Case (vi):* The options may be used in any combination.

Advice to users. A new segment begins at every *transition* from false to true or true to false; thus a segment is indicated by a maximal contiguous subsequence of like logical values:

```
(/T,T,T,F,T,F,F,F,T,F,F,T/)
----- - - ----- - - - -   seven segments
```

(End of advice to users.)

Rationale.

One existing library delimits the segments by indicating the *start* of each segment. Another delimits the segments by indicating the *stop* of each segment. Each method has its advantages. There is also the question of whether this convention should change when performing a suffix rather than a prefix. HPF adopts the symmetric representation above. The main advantages of this representation are:

- (A) It is symmetrical, in that the same segment specifier may be meaningfully used for prefix and suffix without changing its interpretation (start versus stop).
- (B) The start-bit or stop-bit representation is easily converted to this form by using `PARITY_PREFIX` or `PARITY_SUFFIX`. These might be standard idioms for a compiler to recognize:

```
SUM_PREFIX(FOO,SEGMENT=PARITY_PREFIX(START_BITS))
SUM_PREFIX(FOO,SEGMENT=PARITY_SUFFIX(STOP_BITS))
SUM_SUFFIX(FOO,SEGMENT=PARITY_SUFFIX(START_BITS))
SUM_SUFFIX(FOO,SEGMENT=PARITY_PREFIX(STOP_BITS))
```

(End of rationale.)

Examples. The examples below illustrate all possible combinations of optional arguments for `SUM_PREFIX`. The default value for `SUM_YYYYFIX` is zero.

Case (i): `SUM_PREFIX((/1,3,5,7/))` is $\begin{bmatrix} 1 & 4 & 9 & 16 \end{bmatrix}$.

Case (ii): If `B` is the array $\begin{bmatrix} 1 & 2 & 3 \\ 4 & 5 & 6 \\ 7 & 8 & 9 \end{bmatrix}$,

`SUM_PREFIX(B)` is the array $\begin{bmatrix} 1 & 14 & 30 \\ 5 & 19 & 36 \\ 12 & 27 & 45 \end{bmatrix}$.

Case (iii): If `A` is the array $\begin{bmatrix} 3 & 5 & -2 & -1 & 7 & 4 & 8 \end{bmatrix}$,

then `SUM_PREFIX(A, MASK = A .LT. 6)` is $\begin{bmatrix} 3 & 8 & 6 & 5 & 5 & 9 & 9 \end{bmatrix}$.

Case (iv): If `B` is the array $\begin{bmatrix} 1 & 2 & 3 \\ 4 & 5 & 6 \\ 7 & 8 & 9 \end{bmatrix}$, then `SUM_PREFIX(B, DIM=1)` is the array

$\begin{bmatrix} 1 & 2 & 3 \\ 5 & 7 & 9 \\ 12 & 15 & 18 \end{bmatrix}$ and `SUM_PREFIX(B, DIM=2)` is the array $\begin{bmatrix} 1 & 3 & 6 \\ 4 & 9 & 15 \\ 7 & 15 & 24 \end{bmatrix}$.

Case (v): `SUM_PREFIX(/1,3,5,7/)`, `EXCLUSIVE=.TRUE.` is $\begin{bmatrix} 0 & 1 & 4 & 9 \end{bmatrix}$.

Case (vi): If B is the array $\begin{bmatrix} 1 & 2 & 3 & 4 & 5 \\ 6 & 7 & 8 & 9 & 10 \\ 11 & 12 & 13 & 14 & 15 \end{bmatrix}$, M is the array $\begin{bmatrix} T & T & F & F & F \\ F & T & T & F & F \\ T & T & T & T & T \end{bmatrix}$, and S is the array $\begin{bmatrix} T & T & F & F & F \\ F & T & T & F & F \\ T & T & T & T & T \end{bmatrix}$, then:

`SUM_PREFIX(B, DIM=2, MASK=M, SEGMENT=S, EXCLUSIVE=.TRUE.)` is

$$\begin{bmatrix} 0 & 1 & 0 & 3 & 7 \\ 0 & 0 & 0 & 0 & 9 \\ 0 & 11 & 11 & 24 & 24 \end{bmatrix}$$

`SUM_PREFIX(B, DIM=2, MASK=M, SEGMENT=S, EXCLUSIVE=.FALSE.)` is

$$\begin{bmatrix} 1 & 3 & 3 & 7 & 12 \\ 0 & 0 & 8 & 9 & 19 \\ 11 & 11 & 24 & 24 & 24 \end{bmatrix}$$

`SUM_PREFIX(B, DIM=2, MASK=M, EXCLUSIVE=.TRUE.)` is

$$\begin{bmatrix} 0 & 1 & 3 & 6 & 10 \\ 0 & 0 & 0 & 8 & 17 \\ 0 & 11 & 11 & 24 & 24 \end{bmatrix}$$

`SUM_PREFIX(B, DIM=2, MASK=M, EXCLUSIVE=.FALSE.)` is

$$\begin{bmatrix} 1 & 3 & 6 & 10 & 15 \\ 0 & 0 & 8 & 17 & 27 \\ 11 & 11 & 24 & 24 & 24 \end{bmatrix}$$

`SUM_PREFIX(B, DIM=2, SEGMENT=S, EXCLUSIVE=.TRUE.)` is

$$\begin{bmatrix} 0 & 1 & 0 & 3 & 7 \\ 0 & 0 & 7 & 0 & 9 \\ 0 & 11 & 23 & 36 & 50 \end{bmatrix}$$

`SUM_PREFIX(B, DIM=2, SEGMENT=S, EXCLUSIVE=.FALSE.)` is

$$\begin{bmatrix} 1 & 3 & 3 & 7 & 12 \\ 6 & 7 & 15 & 9 & 19 \\ 11 & 23 & 36 & 50 & 65 \end{bmatrix}$$

`SUM_PREFIX(B, DIM=2, EXCLUSIVE=.TRUE.)` is

$$\begin{bmatrix} 0 & 1 & 3 & 6 & 10 \\ 0 & 6 & 13 & 21 & 30 \\ 0 & 11 & 23 & 36 & 50 \end{bmatrix}$$

`SUM_PREFIX(B, DIM=2, EXCLUSIVE=.FALSE.)` is

$$\begin{bmatrix} 1 & 3 & 6 & 10 & 15 \\ 6 & 13 & 21 & 30 & 40 \\ 11 & 23 & 36 & 50 & 65 \end{bmatrix}$$

`SUM_PREFIX(B, MASK=M, SEGMENT=S, EXCLUSIVE=.TRUE.)` is

$$\begin{bmatrix} 0 & 11 & 0 & 0 & 0 \\ 0 & 11 & 0 & 4 & 5 \\ 0 & 11 & 8 & 0 & 0 \end{bmatrix}$$

`SUM_PREFIX(B, MASK=M, SEGMENT=S, EXCLUSIVE=.FALSE.)` is

$$\begin{bmatrix} 1 & 13 & 3 & 4 & 5 \\ 0 & 13 & 8 & 13 & 15 \\ 11 & 13 & 21 & 0 & 0 \end{bmatrix}$$

`SUM_PREFIX(B, MASK=M, EXCLUSIVE=.TRUE.)` is

$$\begin{bmatrix} 0 & 12 & 14 & 38 & 51 \\ 1 & 14 & 17 & 42 & 56 \\ 1 & 14 & 25 & 51 & 66 \end{bmatrix}$$

| | | | | | | | | |
|----|--|---|----|----|----|----|-----|----|
| 1 | | [| 1 | 14 | 17 | 42 | 56 |] |
| 2 | SUM_PREFIX(B, MASK=M, EXCLUSIVE=.FALSE.) is | | 1 | 14 | 25 | 51 | 66 |]. |
| 3 | | [| 12 | 14 | 38 | 51 | 66 |] |
| 4 | | | [| 0 | 11 | 0 | 0 | 0 |
| 5 | SUM_PREFIX(B, SEGMENT=S, EXCLUSIVE=.TRUE.) is | | 0 | 13 | 0 | 4 | 5 |]. |
| 6 | | [| 0 | 20 | 8 | 0 | 0 |] |
| 7 | | | [| 1 | 13 | 3 | 4 | 5 |
| 8 | SUM_PREFIX(B, SEGMENT=S, EXCLUSIVE=.FALSE.) is | | 6 | 20 | 8 | 13 | 15 |]. |
| 9 | | [| 11 | 32 | 21 | 14 | 15 |] |
| 10 | | | [| 0 | 18 | 39 | 63 | 90 |
| 11 | SUM_PREFIX(B, EXCLUSIVE=.TRUE.) is | | 1 | 20 | 42 | 67 | 95 |]. |
| 12 | | [| 7 | 27 | 50 | 76 | 105 |] |
| 13 | | | [| 1 | 20 | 42 | 67 | 95 |
| 14 | SUM_PREFIX(B, EXCLUSIVE=.FALSE.) is | | 7 | 27 | 50 | 76 | 105 |]. |
| 15 | | [| 18 | 39 | 63 | 90 | 120 |] |
| 16 | | | | | | | | |
| 17 | | | | | | | | |
| 18 | | | | | | | | |
| 19 | | | | | | | | |

5.4.6 Array Sorting Functions

HPF includes procedures for sorting multidimensional arrays. These are structured as functions that return sorting permutations. An array can be sorted along a given axis, or the whole array may be viewed as a sequence in array element order. The sorts are stable, allowing for convenient sorting of structures by major and minor keys.

5.5 Generic Intrinsic and Library Procedures

For all of the intrinsic and library procedures, the arguments shown are the names that must be used for keywords when using the keyword form for actual arguments. Many of the argument keywords have names that are indicative of their usage, as is the case in Fortran 90. See Section 13.10 of the standard.

5.5.1 System inquiry intrinsic functions

| | | |
|----|---------------------------|--|
| 38 | NUMBER_OF_PROCESSORS(DIM) | The number of executing processors |
| 39 | Optional DIM | |
| 40 | PROCESSORS_SHAPE() | The shape of the executing processor array |

5.5.2 Array location intrinsic functions

| | | |
|----|--------------------------|---|
| 45 | MAXLOC(ARRAY, DIM, MASK) | Location of a maximum value in an array |
| 46 | Optional DIM, MASK | |
| 47 | MINLOC(ARRAY, DIM, MASK) | Location of a minimum value in an array |
| 48 | Optional DIM, MASK | |

5.5.3 Mapping inquiry subroutines

HPF_ALIGNMENT(ALIGNEE, LB, UB, STRIDE, AXIS_MAP, IDENTITY_MAP, &
 DYNAMIC, NCOPIES)
 Optional LB, UB, STRIDE, AXIS_MAP, IDENTITY_MAP, DYNAMIC, NCOPIES
 HPF_TEMPLATE(ALIGNEE, TEMPLATE_RANK, LB, UB, AXIS_TYPE, AXIS_INFO, &
 NUMBER_ALIGNED, DYNAMIC)
 Optional TEMPLATE_RANK, LB, UB, AXIS_TYPE, AXIS_INFO,
 NUMBER_ALIGNED, DYNAMIC
 HPF_DISTRIBUTION(DISTRIBUTE, AXIS_TYPE, AXIS_INFO, PROCESSORS_RANK, &
 PROCESSORS_SHAPE)
 Optional AXIS_TYPE, AXIS_INFO, PROCESSORS_RANK, PROCESSORS_SHAPE

5.5.4 Bit manipulation functions

ILEN(I) Bit length (intrinsic)
 LEADZ(I) Leading zeros
 POPCNT(I) Number of one bits
 POPPAR(I) Parity

5.5.5 Array reduction functions

IALL(IARRAY, DIM, MASK) Bitwise logical AND reduction
 Optional DIM, MASK
 IANY(IARRAY, DIM, MASK) Bitwise logical OR reduction
 Optional DIM, MASK
 IPARITY(IARRAY, DIM, MASK) Bitwise logical EOR reduction
 Optional DIM, MASK
 PARITY(MASK, DIM) Logical EOR reduction
 Optional DIM

5.5.6 Array combining scatter functions

```

1  ALL_SCATTER(MASK, BASE, INDX1 ..., INDXn)
2  ANY_SCATTER(MASK, BASE, INDX1, ..., INDXn)
3  COPY_SCATTER(ARRAY, BASE, INDX1, ..., INDXn, MASK)
4  Optional MASK
5  COUNT_SCATTER(ARRAY, BASE, INDX1, ..., INDXn, MASK)
6  Optional MASK
7  IALL_SCATTER(ARRAY, BASE, INDX1, ..., INDXn, MASK)
8  Optional MASK
9  IANY_SCATTER(ARRAY, BASE, INDX1, ..., INDXn, MASK)
10 Optional MASK
11 IPARITY_SCATTER(ARRAY, BASE, INDX1, ..., INDXn, MASK)
12 Optional MASK
13 IALL_SCATTER(ARRAY, BASE, INDX1, ..., INDXn, MASK)
14 Optional MASK
15 MAXVAL_SCATTER(ARRAY, BASE, INDX1, ..., INDXn, MASK)
16 Optional MASK
17 MINVAL_SCATTER(ARRAY, BASE, INDX1, ..., INDXn, MASK)
18 Optional MASK
19 PARITY_SCATTER(MASK, BASE, INDX1, ..., INDXn)
20 PRODUCT_SCATTER(ARRAY, BASE, INDX1, ..., INDXn, MASK)
21 Optional MASK
22 SUM_SCATTER(ARRAY, BASE, INDX1, ..., INDXn, MASK)
23 Optional MASK
24
25

```

5.5.7 Array prefix and suffix functions

```

26 ALL_PREFIX(MASK, DIM, SEGMENT, EXCLUSIVE)
27 Optional DIM, SEGMENT, EXCLUSIVE
28 ALL_SUFFIX(MASK, DIM, SEGMENT, EXCLUSIVE)
29 Optional DIM, SEGMENT, EXCLUSIVE
30 ANY_PREFIX(MASK, DIM, SEGMENT, EXCLUSIVE)
31 Optional DIM, SEGMENT, EXCLUSIVE
32 ANY_SUFFIX(MASK, DIM, SEGMENT, EXCLUSIVE)
33 Optional DIM, SEGMENT, EXCLUSIVE
34
35
36
37
38
39
40
41
42
43
44
45
46
47
48

```

| | |
|--|----|
| COPY_PREFIX(ARRAY, DIM, SEGMENT) | 1 |
| Optional DIM, SEGMENT | 2 |
| COPY_SUFFIX(ARRAY, DIM, SEGMENT) | 3 |
| Optional DIM, SEGMENT | 4 |
| COUNT_PREFIX(MASK, DIM, SEGMENT, EXCLUSIVE) | 5 |
| Optional DIM, SEGMENT, EXCLUSIVE | 6 |
| COUNT_SUFFIX(MASK, DIM, SEGMENT, EXCLUSIVE) | 7 |
| Optional DIM, SEGMENT, EXCLUSIVE | 8 |
| IALL_PREFIX(ARRAY, DIM, MASK, SEGMENT, EXCLUSIVE) | 9 |
| Optional DIM, MASK, SEGMENT, EXCLUSIVE | 10 |
| IALL_SUFFIX(ARRAY, DIM, MASK, SEGMENT, EXCLUSIVE) | 11 |
| Optional DIM, MASK, SEGMENT, EXCLUSIVE | 12 |
| IANY_PREFIX(ARRAY, DIM, MASK, SEGMENT, EXCLUSIVE) | 13 |
| Optional DIM, MASK, SEGMENT, EXCLUSIVE | 14 |
| IANY_SUFFIX(ARRAY, DIM, MASK, SEGMENT, EXCLUSIVE) | 15 |
| Optional DIM, MASK, SEGMENT, EXCLUSIVE | 16 |
| IPARITY_PREFIX(ARRAY, DIM, MASK, SEGMENT, EXCLUSIVE) | 17 |
| Optional DIM, MASK, SEGMENT, EXCLUSIVE | 18 |
| IPARITY_SUFFIX(ARRAY, DIM, MASK, SEGMENT, EXCLUSIVE) | 19 |
| Optional DIM, MASK, SEGMENT, EXCLUSIVE | 20 |
| MAXVAL_PREFIX(ARRAY, DIM, MASK, SEGMENT, EXCLUSIVE) | 21 |
| Optional DIM, MASK, SEGMENT, EXCLUSIVE | 22 |
| MAXVAL_SUFFIX(ARRAY, DIM, MASK, SEGMENT, EXCLUSIVE) | 23 |
| Optional DIM, MASK, SEGMENT, EXCLUSIVE | 24 |
| MINVAL_PREFIX(ARRAY, DIM, MASK, SEGMENT, EXCLUSIVE) | 25 |
| Optional DIM, MASK, SEGMENT, EXCLUSIVE | 26 |
| MINVAL_SUFFIX(ARRAY, DIM, MASK, SEGMENT, EXCLUSIVE) | 27 |
| Optional DIM, MASK, SEGMENT, EXCLUSIVE | 28 |
| PARITY_PREFIX(MASK, DIM, SEGMENT, EXCLUSIVE) | 29 |
| Optional DIM, SEGMENT, EXCLUSIVE | 30 |
| PARITY_SUFFIX(MASK, DIM, SEGMENT, EXCLUSIVE) | 31 |
| Optional DIM, SEGMENT, EXCLUSIVE | 32 |
| PRODUCT_PREFIX(ARRAY, DIM, MASK, SEGMENT, EXCLUSIVE) | 33 |
| Optional DIM, MASK, SEGMENT, EXCLUSIVE | 34 |
| PRODUCT_SUFFIX(ARRAY, DIM, MASK, SEGMENT, EXCLUSIVE) | 35 |
| Optional DIM, MASK, SEGMENT, EXCLUSIVE | 36 |
| SUM_PREFIX(ARRAY, DIM, MASK, SEGMENT, EXCLUSIVE) | 37 |
| Optional DIM, MASK, SEGMENT, EXCLUSIVE | 38 |
| SUM_SUFFIX(ARRAY, DIM, MASK, SEGMENT, EXCLUSIVE) | 39 |
| Optional DIM, MASK, SEGMENT, EXCLUSIVE | 40 |

5.5.8 Array sort functions

| | | |
|------------------------|--|----|
| GRADE_DOWN(ARRAY, DIM) | Permutation that sorts into descending order | 45 |
| Optional DIM | | 46 |
| GRADE_UP(ARRAY, DIM) | Permutation that sorts into ascending order | 47 |
| Optional DIM | | 48 |

5.6 Specifications of Intrinsic Procedures

5.6.1 ILEN(I)

Description. Returns one less than the length, in bits, of the two's-complement representation of an integer.

Class. Elemental function.

Argument. I must be of type integer.

Result Type and Type Parameter. Same as I.

Result Value. If I is nonnegative, ILEN(I) has the value $\lceil \log_2(I + 1) \rceil$; if I is negative, ILEN(I) has the value $\lceil \log_2(-I) \rceil$.

Examples. ILEN(4) = 3. ILEN(-4) = 2. $2^{**}ILEN(N-1)$ rounds N up to a power of 2 (for $N > 0$), whereas $2^{**}(ILEN(N)-1)$ rounds N down to a power of 2. Compare with LEADZ.

The value returned is one *less* than the length of the two's-complement representation of I, as the following explains. The shortest two's-complement representation of 4 is 0100. The leading zero is the required sign bit. In 3-bit two's complement, 100 represents -4.

5.6.2 MAXLOC(ARRAY, DIM, MASK)

Optional Arguments. DIM, MASK

Description. Determine the locations of the first elements of ARRAY along dimension DIM having the maximum value of the elements identified by MASK.

Class. Transformational function.

Arguments.

| | |
|-----------------|---|
| ARRAY | must be of type integer or real. It must not be scalar. |
| DIM (optional) | must be scalar and of type integer with a value in the range $1 \leq \text{DIM} \leq n$, where n is the rank of ARRAY. The corresponding actual argument must not be an optional dummy argument. |
| MASK (optional) | must be of type logical and must be conformable with ARRAY. |

Result Type, Type Parameter, and Shape. The result is of type default integer. If DIM is absent the result is an array of rank one and size equal to the rank of ARRAY; otherwise, the result is an array of rank $n - 1$ and shape $(d_1, \dots, d_{DIM-1}, d_{DIM+1}, \dots, d_n)$, where (d_1, \dots, d_n) is the shape of ARRAY.

Result Value.

Case (i): The result of executing $S = \text{MAXLOC}(\text{ARRAY}) + \text{LBOUND}(\text{ARRAY}) - 1$ is a rank-one array S of size equal to the rank n of ARRAY . It is such that $\text{ARRAY}(S(1), \dots, S(n))$ has the maximum value of all of the elements of ARRAY . If more than one element has the maximum value, the element whose subscripts are returned is the first such element, taken in array element order. If ARRAY has size zero, the result is processor dependent.

Case (ii): The result of executing $S = \text{MAXLOC}(\text{ARRAY}, \text{MASK}) + \text{LBOUND}(\text{ARRAY}) - 1$ is a rank-one array S of size equal to the rank n of ARRAY . It is such that $\text{ARRAY}(S(1), \dots, S(n))$ corresponds to a true element of MASK , and has the maximum value of all such elements of ARRAY . If more than one element has the maximum value, the element whose subscripts are returned is the first such element, taken in array element order. If there are no such elements (that is, if ARRAY has size zero or every element of MASK has the value false), the result is processor dependent.

Case (iii): If ARRAY has rank one, the result of $\text{MAXLOC}(\text{ARRAY}, \text{DIM} [, \text{MASK}])$ is a scalar S such that $\text{ARRAY}(S + \text{LBOUND}(\text{ARRAY}, 1) - 1)$ corresponds to a true element of MASK (if MASK is present) and has the maximum value of all such elements (all elements if MASK is absent). It is the smallest such subscript. Otherwise, the value of element $(s_1, \dots, s_{\text{DIM}-1}, s_{\text{DIM}+1}, \dots, s_n)$ of

$\text{MAXLOC}(\text{ARRAY}, \text{DIM} [, \text{MASK}])$ is equal to

$\text{MAXLOC}(\text{ARRAY}(s_1, \dots, s_{\text{DIM}-1}, :, s_{\text{DIM}+1}, \dots, s_n)$

$[, \text{MASK} = \text{MASK}(s_1, \dots, s_{\text{DIM}-1}, :, s_{\text{DIM}+1}, \dots, s_n)])$.

Examples.

Case (i): The value of $\text{MAXLOC}((/ 5, -9, 3 /))$ is $[1]$.

Case (ii): $\text{MAXLOC}(C, \text{MASK} = C .\text{LT. } 0)$ finds the location of the first element of C that is the maximum of the negative elements.

Case (iii): The value of $\text{MAXLOC}((/ 5, -9, 3 /), \text{DIM}=1)$ is 1. If B is the array

$\begin{bmatrix} 1 & 3 & -9 \\ 2 & 2 & 6 \end{bmatrix}$, $\text{MAXLOC}(B, \text{DIM} = 1)$ is $[2 \ 1 \ 2]$

and $\text{MAXLOC}(B, \text{DIM} = 2)$ is $[2 \ 3]$.

Note that this is true even if B has a declared lower bound other than 1.

5.6.3 MINLOC(ARRAY, DIM, MASK)

Optional Arguments. DIM, MASK

Description. Determine the locations of the first elements of ARRAY along dimension DIM having the minimum value of the elements identified by MASK .

Class. Transformational function.

Arguments.

ARRAY must be of type integer or real. It must not be scalar.

1 DIM (optional) must be scalar and of type integer with a value in the
 2 range $1 \leq \text{DIM} \leq n$, where n is the rank of `ARRAY`. The
 3 corresponding actual argument must not be an optional
 4 dummy argument.

5 MASK (optional) must be of type logical and must be conformable with
 6 `ARRAY`.

7
 8 **Result Type, Type Parameter, and Shape.** The result is of type default integer.
 9 If `DIM` is absent the result is an array of rank one and size equal to the rank of `ARRAY`;
 10 otherwise, the result is an array of rank $n - 1$ and shape $(d_1, \dots, d_{\text{DIM}-1}, d_{\text{DIM}+1},$
 11 $\dots, d_n)$, where (d_1, \dots, d_n) is the shape of `ARRAY`.

12 **Result Value.**

13
 14 *Case (i):* The result of executing `S = MINLOC(ARRAY) + LBOUND(ARRAY) - 1` is a
 15 rank-one array `S` of size equal to the rank n of `ARRAY`. It is such that
 16 `ARRAY(S(1), ..., S(n))` has the minimum value of all of the elements
 17 of `ARRAY`. If more than one element has the minimum value, the element
 18 whose subscripts are returned is the first such element, taken in array
 19 element order. If `ARRAY` has size zero, the result is processor dependent.

20 *Case (ii):* The result of executing `S = MINLOC(ARRAY, MASK) + LBOUND(ARRAY) -`
 21 `1` is a rank-one array `S` of size equal to the rank n of `ARRAY`. It is such
 22 that `ARRAY(S(1), ..., S(n))` corresponds to a true element of `MASK`,
 23 and has the minimum value of all such elements of `ARRAY`. If more than
 24 one element has the minimum value, the element whose subscripts are
 25 returned is the first such element, taken in array element order. If there
 26 are no such elements (that is, if `ARRAY` has size zero or every element of
 27 `MASK` has the value false), the result is processor dependent.

28 *Case (iii):* If `ARRAY` has rank one, the result of `MINLOC(ARRAY, DIM [,MASK])` is a
 29 scalar `S` such that `ARRAY(S + LBOUND(ARRAY,1) - 1)` corresponds to a
 30 true element of `MASK` (if `MASK` is present) and has the minimum value of all
 31 such elements (all elements if `MASK` is absent). It is the smallest such sub-
 32 script. Otherwise, the value of element $(s_1, \dots, s_{\text{DIM}-1}, s_{\text{DIM}+1}, \dots, s_n)$
 33 of

34 `MINLOC(ARRAY, DIM [,MASK])` is equal to
 35 `MINLOC(ARRAY((s1, ..., sDIM-1, :, sDIM+1, ..., sn))`
 36 `[,MASK = MASK((s1, ..., sDIM-1, :, sDIM+1, ..., sn))])`.

37
 38 **Examples.**

39 *Case (i):* The value of `MINLOC((/ 5, -9, 3 /))` is $\begin{bmatrix} 2 \end{bmatrix}$.

40
 41 *Case (ii):* `MINLOC(C, MASK = C .GT. 0)` finds the location of the first element of
 42 `C` that is the minimum of the positive elements.

43 *Case (iii):* The value of `MINLOC((/ 5, -9, 3 /), DIM=1)` is 2. If `B` is the array
 44 $\begin{bmatrix} 1 & 3 & -9 \\ 2 & 2 & 6 \end{bmatrix}$, `MINLOC(B, DIM = 1)` is $\begin{bmatrix} 1 & 2 & 1 \end{bmatrix}$
 45
 46 and `MINLOC(B, DIM = 2)` is $\begin{bmatrix} 3 & 1 \end{bmatrix}$.

47
 48 Note that this is true even if `B` has a declared lower bound other than 1.

5.6.4 NUMBER_OF_PROCESSORS(DIM)

Optional Argument. DIM

Description. Returns the total number of processors available to the program or the number of processors available to the program along a specified dimension of the processor array.

Class. System inquiry function.

Arguments.

DIM (optional) must be scalar and of type integer with a value in the range $1 \leq \text{DIM} \leq n$ where n is the rank of the processor array.

Result Type, Type Parameter, and Shape. Default integer scalar.

Result Value. The result has a value equal to the extent of dimension DIM of the processor-dependent hardware processor array or, if DIM is absent, the total number of elements of the processor-dependent hardware processor array. The result is always greater than zero.

Examples. For a computer with 8192 processors arranged in a 128 by 64 rectangular grid, the value of NUMBER_OF_PROCESSORS() is 8192; the value of NUMBER_OF_PROCESSORS(DIM=1) is 128; and the value of NUMBER_OF_PROCESSORS(DIM=2) is 64. For a single-processor workstation, the value of NUMBER_OF_PROCESSORS() is 1; since the rank of a scalar processor array is zero, no DIM argument may be used.

5.6.5 PROCESSORS_SHAPE()

Description. Returns the shape of the implementation-dependent processor array.

Class. System inquiry function.

Arguments. None

Result Type, Type Parameter, and Shape. The result is a default integer array of rank one whose size is equal to the rank of the implementation-dependent processor array.

Result Value. The value of the result is the shape of the implementation-dependent processor array.

Example. In a computer with 2048 processors arranged in a hypercube, the value of PROCESSORS_SHAPE() is [2,2,2,2,2,2,2,2,2,2]. In a computer with 8192 processors arranged in a 128 by 64 rectangular grid, the value of PROCESSORS_SHAPE() is [128,64]. For a single processor workstation, the value of PROCESSORS_SHAPE() is [] (the size-zero array of rank one).

5.7 Specifications of Library Procedures

5.7.1 ALL_PREFIX(MASK, DIM, SEGMENT, EXCLUSIVE)

Optional Arguments. DIM, SEGMENT, EXCLUSIVE

Description. Computes a segmented logical AND scan along dimension DIM of MASK.

Class. Transformational function.

Arguments.

| | |
|----------------------|--|
| MASK | must be of type logical. It must not be scalar. |
| DIM (optional) | must be scalar and of type integer with a value in the range $1 \leq \text{DIM} \leq n$, where n is the rank of MASK. |
| SEGMENT (optional) | must be of type logical and must have the same shape as MASK. |
| EXCLUSIVE (optional) | must be of type logical and must be scalar. |

Result Type, Type Parameter, and Shape. Same as MASK.

Result Value. Element r of the result has the value $\text{ALL}((/ a_1, \dots, a_m /))$ where (a_1, \dots, a_m) is the (possibly empty) set of elements of MASK selected to contribute to r by the rules stated in Section 5.4.5.

Example. $\text{ALL_PREFIX}(/T,F,T,T,T/)$, $\text{SEGMENT}=(/F,F,F,T,T/)$ is
 $\begin{bmatrix} T & F & F & T & T \end{bmatrix}$.

5.7.2 ALL_SCATTER(MASK,BASE,INDX1, ..., INDXn)

Description. Scatters elements of MASK to positions of the result indicated by index arrays INDX1, ..., INDXn. An element of the result is true if and only if the corresponding element of BASE and all elements of MASK scattered to that position are true.

Class. Transformational function.

Arguments.

| | |
|-------------------|--|
| MASK | must be of type logical. It must not be scalar. |
| BASE | must be of type logical with the same kind type parameter as MASK. It must not be scalar. |
| INDX1, ..., INDXn | must be of type integer and conformable with MASK. The number of INDX arguments must be equal to the rank of BASE. |

Result Type, Type Parameter, and Shape. Same as BASE.

Result Value. The element of the result corresponding to the element b of **BASE** has the value $\text{ALL}((/a_1, a_2, \dots, a_m, b/))$, where (a_1, \dots, a_m) are the elements of **MASK** associated with b as described in Section 5.4.4.

Example. $\text{ALL_SCATTER}((/T, T, T, F/), (/T, T, T/), (/1, 1, 2, 2/))$ is $\begin{bmatrix} T & F & T \end{bmatrix}$.

5.7.3 ALL_SUFFIX(MASK, DIM, SEGMENT, EXCLUSIVE)

Optional Arguments. DIM, SEGMENT, EXCLUSIVE

Description. Computes a reverse, segmented logical AND scan along dimension DIM of **MASK**.

Class. Transformational function.

Arguments.

MASK must be of type logical. It must not be scalar.

DIM (optional) must be scalar and of type integer with a value in the range $1 \leq \text{DIM} \leq n$, where n is the rank of **MASK**.

SEGMENT (optional) must be of type logical and must have the same shape as **MASK**.

EXCLUSIVE (optional) must be of type logical and must be scalar.

Result Type, Type Parameter, and Shape. Same as **MASK**.

Result Value. Element r of the result has the value $\text{ALL}((/ a_1, \dots, a_m /))$ where (a_1, \dots, a_m) is the (possibly empty) set of elements of **MASK** selected to contribute to r by the rules stated in Section 5.4.5.

Example. $\text{ALL_SUFFIX}((/T, F, T, T, T/), \text{SEGMENT}= (/F, F, F, T, T/))$ is $\begin{bmatrix} F & F & T & T & T \end{bmatrix}$.

5.7.4 ANY_PREFIX(MASK, DIM, SEGMENT, EXCLUSIVE)

Optional Arguments. DIM, SEGMENT, EXCLUSIVE

Description. Computes a segmented logical OR scan along dimension DIM of **MASK**.

Class. Transformational function.

Arguments.

MASK must be of type logical. It must not be scalar.

DIM (optional) must be scalar and of type integer with a value in the range $1 \leq \text{DIM} \leq n$, where n is the rank of **MASK**.

SEGMENT (optional) must be of type logical and must have the same shape as **MASK**.

1 EXCLUSIVE (optional) must be of type logical and must be scalar.

2
3 **Result Type, Type Parameter, and Shape.** Same as MASK.

4 **Result Value.** Element r of the result has the value $\text{ANY}((/ a_1, \dots, a_m /))$ where
5 (a_1, \dots, a_m) is the (possibly empty) set of elements of MASK selected to contribute to
6 r by the rules stated in Section 5.4.5.

7
8 **Example.** $\text{ANY_PREFIX}((/F,T,F,F,F/), \text{SEGMENT}=(/F,F,F,T,T/))$ is
9 $\begin{bmatrix} F & T & T & F & F \end{bmatrix}$.

11 5.7.5 ANY_SCATTER(MASK,BASE,INDX1, ..., INDXn)

12 **Description.** Scatters elements of MASK to positions of the result indicated by
13 index arrays INDX1, ..., INDXn. An element of the result is true if and only if the
14 corresponding element of BASE or any element of MASK scattered to that position is
15 true.
16

17 **Class.** Transformational function.

18 **Arguments.**

19
20 MASK must be of type logical. It must not be scalar.

21
22 BASE must be of type logical with the same kind type parameter
23 as MASK. It must not be scalar.

24
25 INDX1, ..., INDXn must be of type integer and conformable with MASK. The
26 number of INDX arguments must be equal to the rank of
27 BASE.
28

29 **Result Type, Type Parameter, and Shape.** Same as BASE.

30
31 **Result Value.** The element of the result corresponding to the element b of BASE has
32 the value $\text{ANY}((/a_1, a_2, \dots, a_m, b/))$, where (a_1, \dots, a_m) are the elements of MASK
33 associated with b as described in Section 5.4.4.

34
35 **Example.** $\text{ANY_SCATTER}((/T, F, F, F/), (/F, F, T/), (/1, 1, 2, 2/))$ is
36 $\begin{bmatrix} T & F & T \end{bmatrix}$.

38 5.7.6 ANY_SUFFIX(MASK, DIM, SEGMENT, EXCLUSIVE)

39 **Optional Arguments.** DIM, SEGMENT, EXCLUSIVE

40 **Description.** Computes a reverse, segmented logical OR scan along dimension DIM
41 of MASK.
42

43 **Class.** Transformational function.

44 **Arguments.**

45
46 MASK must be of type logical. It must not be scalar.
47
48

DIM (optional) must be scalar and of type integer with a value in the range $1 \leq \text{DIM} \leq n$, where n is the rank of **MASK**.

SEGMENT (optional) must be of type logical and must have the same shape as **MASK**.

EXCLUSIVE (optional) must be of type logical and must be scalar.

Result Type, Type Parameter, and Shape. Same as **MASK**.

Result Value. Element r of the result has the value $\text{ANY}((/ a_1, \dots, a_m /))$ where (a_1, \dots, a_m) is the (possibly empty) set of elements of **MASK** selected to contribute to r by the rules stated in Section 5.4.5.

Example. `ANY_SUFFIX((/F,T,F,F,F/), SEGMENT= (/F,F,F,T,T/))` is

$$\begin{bmatrix} \text{T} & \text{T} & \text{F} & \text{F} & \text{F} \end{bmatrix}.$$

5.7.7 COPY_PREFIX(**ARRAY**, **DIM**, **SEGMENT**)

Optional Arguments. **DIM**, **SEGMENT**

Description. Computes a segmented copy scan along dimension **DIM** of **ARRAY**.

Class. Transformational function.

Arguments.

ARRAY may be of any type. It must not be scalar.

DIM (optional) must be scalar and of type integer with a value in the range $1 \leq \text{DIM} \leq n$, where n is the rank of **ARRAY**.

SEGMENT (optional) must be of type logical and must have the same shape as **ARRAY**.

Result Type, Type Parameter, and Shape. Same as **ARRAY**.

Result Value. Element r of the result has the value a_1 where (a_1, \dots, a_m) is the set, in array element order, of elements of **ARRAY** selected to contribute to r by the rules stated in Section 5.4.5.

Example. `COPY_PREFIX((/1,2,3,4,5/), SEGMENT= (/F,F,F,T,T/))` is

$$\begin{bmatrix} 1 & 1 & 1 & 4 & 4 \end{bmatrix}.$$

5.7.8 COPY_SCATTER(**ARRAY**, **BASE**, **INDX1**, ..., **INDXn**, **MASK**)

Optional Argument. **MASK**

Description. Scatters elements of **ARRAY** selected by **MASK** to positions of the result indicated by index arrays **INDX1**, ..., **INDXn**. Each element of the result is equal to one of the elements of **ARRAY** scattered to that position or, if there is none, to the corresponding element of **BASE**.

1 **Class.** Transformational function.

2 **Arguments.**

3
4 **ARRAY** may be of any type. It must not be scalar.
5 **BASE** must be of the same type and kind type parameter as
6 **ARRAY**.
7 **INDX1, . . . , INDXn** must be of type integer and conformable with **ARRAY**. The
8 number of **INDX** arguments must be equal to the rank of
9 **BASE**.
10 **MASK (optional)** must be of type logical and must be conformable with
11 **ARRAY**.
12

13 **Result Type, Type Parameter, and Shape.** Same as **BASE**.

14 **Result Value.** Let S be the set of elements of **ARRAY** associated with element b of
15 **BASE** as described in Section 5.4.4.

16 If S is empty, then the element of the result corresponding to the element b of **BASE**
17 has the same value as b .

18 If S is non-empty, then the element of the result corresponding to the element b of
19 **BASE** is the result of choosing one element from S . HPF does not specify how the
20 choice is to be made; the mechanism is processor dependent.
21

22 **Example.** `COPY_SCATTER((/1, 2, 3, 4/), (/7, 8, 9/), (/1, 1, 2, 2/))` is
23 $[x, y, 9]$, where x is a member of the set $\{1, 2\}$ and y is a member of the set
24 $\{3, 4\}$.
25

26 5.7.9 COPY_SUFFIX(ARRAY, DIM, SEGMENT)

27 **Optional Arguments.** **DIM, SEGMENT**

28 **Description.** Computes a reverse, segmented copy scan along dimension **DIM** of
29 **ARRAY**.
30

31 **Class.** Transformational function.

32 **Arguments.**

33
34 **ARRAY** may be of any type. It must not be scalar.
35 **DIM (optional)** must be scalar and of type integer with a value in the
36 range $1 \leq \text{DIM} \leq n$, where n is the rank of **ARRAY**.
37 **SEGMENT (optional)** must be of type logical and must have the same shape as
38 **ARRAY**.
39

40 **Result Type, Type Parameter, and Shape.** Same as **ARRAY**.

41 **Result Value.** Element r of the result has the value a_m where (a_1, \dots, a_m) is the
42 set, in array element order, of elements of **ARRAY** selected to contribute to r by the
43 rules stated in Section 5.4.5.
44

45 **Example.** `COPY_SUFFIX((/1,2,3,4,5/), SEGMENT= (/F,F,F,T,T/))` is
46 $\begin{bmatrix} 3 & 3 & 3 & 5 & 5 \end{bmatrix}$.
47
48

5.7.10 COUNT_PREFIX(MASK, DIM, SEGMENT, EXCLUSIVE)

Optional Arguments. DIM, SEGMENT, EXCLUSIVE

Description. Computes a segmented COUNT scan along dimension DIM of MASK.

Class. Transformational function.

Arguments.

MASK must be of type logical. It must not be scalar.

DIM (optional) must be scalar and of type integer with a value in the range $1 \leq \text{DIM} \leq n$, where n is the rank of MASK.

SEGMENT (optional) must be of type logical and must have the same shape as MASK.

EXCLUSIVE (optional) must be of type logical and must be scalar.

Result Type, Type Parameter, and Shape. The result is of type default integer and of the same shape as MASK.

Result Value. Element r of the result has the value $\text{COUNT}((/ a_1, \dots, a_m /))$ where (a_1, \dots, a_m) is the (possibly empty) set of elements of MASK selected to contribute to r by the rules stated in Section 5.4.5.

Example. $\text{COUNT_PREFIX}(/F, T, T, T, T/, \text{SEGMENT} = (/F, F, F, T, T/))$ is

$$\begin{bmatrix} 0 & 1 & 2 & 1 & 2 \end{bmatrix}.$$

5.7.11 COUNT_SCATTER(MASK, BASE, INDX1, ..., INDXn)

Description. Scatters elements of MASK to positions of the result indicated by index arrays INDX1, ..., INDXn. Each element of the result is the sum of the corresponding element of BASE and the number of true elements of MASK scattered to that position.

Class. Transformational function.

Arguments.

MASK must be of type logical. It must not be scalar.

BASE must be of type integer. It must not be scalar.

INDX1, ..., INDXn must be of type integer and conformable with MASK. The number of INDX arguments must be equal to the rank of BASE.

Result Type, Type Parameter, and Shape. Same as BASE.

Result Value. The element of the result corresponding to the element b of BASE has the value $b + \text{COUNT}(/a_1, a_2, \dots, a_m/)$, where (a_1, \dots, a_m) are the elements of MASK associated with b as described in Section 5.4.4.

Example. $\text{COUNT_SCATTER}(/T, T, T, F/), (/1, -1, 0/), (/1, 1, 2, 2/))$ is

$$\begin{bmatrix} 3 & 0 & 0 \end{bmatrix}.$$

5.7.12 COUNT_SUFFIX(MASK, DIM, SEGMENT, EXCLUSIVE)

Optional Arguments. DIM, SEGMENT, EXCLUSIVE

Description. Computes a reverse, segmented COUNT scan along dimension DIM of MASK.

Class. Transformational function.

Arguments.

| | |
|----------------------|--|
| MASK | must be of type logical. It must not be scalar. |
| DIM (optional) | must be scalar and of type integer with a value in the range $1 \leq \text{DIM} \leq n$, where n is the rank of MASK. |
| SEGMENT (optional) | must be of type logical and must have the same shape as MASK. |
| EXCLUSIVE (optional) | must be of type logical and must be scalar. |

Result Type, Type Parameter, and Shape. The result is of type default integer and of the same shape as MASK.

Result Value. Element r of the result has the value $\text{COUNT}((/ a_1, \dots, a_m /))$ where (a_1, \dots, a_m) is the (possibly empty) set of elements of MASK selected to contribute to r by the rules stated in Section 5.4.5.

Example. $\text{COUNT_SUFFIX}(/T,F,T,T,T/)$, $\text{SEGMENT}=(/F,F,F,T,T/)$ is

$$\begin{bmatrix} 2 & 1 & 1 & 2 & 1 \end{bmatrix}.$$

5.7.13 GRADE_DOWN(ARRAY,DIM)

Optional Argument. DIM

Description. Produces a permutation of the indices of an array, sorted by descending array element values.

Class. Transformational function.

Arguments.

| | |
|----------------|---|
| ARRAY | must be of type integer, real, or character. |
| DIM (optional) | must be scalar and of type integer with a value in the range $1 \leq \text{DIM} \leq n$, where n is the rank of ARRAY. The corresponding actual argument must not be an optional dummy argument. |

Result Type, Type Parameter, and Shape. The result is of type default integer. If DIM is present, the result has the same shape as ARRAY. If DIM is absent, the result has shape $(/ \text{SIZE}(\text{SHAPE}(\text{ARRAY})), \text{PRODUCT}(\text{SHAPE}(\text{ARRAY})) /)$.

Result Value.

Case (i): The result of $S = \text{GRADE_DOWN}(\text{ARRAY})$ has the property that if one computes the rank-one array B of size $\text{PRODUCT}(\text{SHAPE}(\text{ARRAY}))$ by
 $\text{FORALL } (K=1:\text{SIZE}(B,1)) \text{ } B(K)=\text{ARRAY}(S(1,K),S(2,K),\dots,S(N,K))$
 where N has the value $\text{SIZE}(\text{SHAPE}(\text{ARRAY}))$, then B is sorted in descending order; moreover, all of the columns of S are distinct, that is, if $j \neq m$ then $\text{ALL}(S(:,j) \text{ .EQ. } S(:,m))$ will be false. The sort is stable; if $j \leq m$ and $B(j) = B(m)$, then $\text{ARRAY}(S(1,j),S(2,j),\dots,S(n,j))$ precedes $\text{ARRAY}(S(1,m),S(2,m),\dots,S(n,m))$ in the array element ordering of ARRAY .

Case (ii): The result of $R = \text{GRADE_DOWN}(\text{ARRAY},\text{DIM}=K)$ has the property that if one computes the array $B(i_1, i_2, \dots, i_k, \dots, i_n) = \text{ARRAY}(i_1, i_2, \dots, R(i_1, i_2, \dots, i_k, \dots, i_n), \dots, i_n)$ then for all $i_1, i_2, \dots, (\text{omit } i_k), \dots, i_n$, the vector $B(i_1, i_2, \dots, :, \dots, i_n)$ is sorted in descending order; moreover, $R(i_1, i_2, \dots, :, \dots, i_n)$ is a permutation of all the integers in the range $\text{LBOUND}(\text{ARRAY},K) : \text{UBOUND}(\text{ARRAY},K)$. The sort is stable; that is, if $j \leq m$ and $B(i_1, i_2, \dots, j, \dots, i_n) = B(i_1, i_2, \dots, m, \dots, i_n)$, then $R(i_1, i_2, \dots, j, \dots, i_n) \leq R(i_1, i_2, \dots, m, \dots, i_n)$.

Examples.

Case (i): $\text{GRADE_DOWN}(\text{/30, 20, 30, 40, -10/})$ is a rank two array of shape $\begin{bmatrix} 1 & 5 \end{bmatrix}$ with the value $\begin{bmatrix} 4 & 1 & 3 & 2 & 5 \end{bmatrix}$. (To produce a rank-one result, the optional $\text{DIM} = 1$ argument must be used.)

If A is the array $\begin{bmatrix} 1 & 9 & 2 \\ 4 & 5 & 2 \\ 1 & 2 & 4 \end{bmatrix}$,

then $\text{GRADE_DOWN}(A)$ has the value $\begin{bmatrix} 1 & 2 & 2 & 3 & 3 & 1 & 2 & 1 & 3 \\ 2 & 2 & 1 & 3 & 2 & 3 & 3 & 1 & 1 \end{bmatrix}$.

Case (ii): If A is the array $\begin{bmatrix} 1 & 9 & 2 \\ 4 & 5 & 2 \\ 1 & 2 & 4 \end{bmatrix}$,

then $\text{GRADE_DOWN}(A, \text{DIM} = 1)$ has the value $\begin{bmatrix} 2 & 1 & 3 \\ 1 & 2 & 1 \\ 3 & 3 & 2 \end{bmatrix}$.

5.7.14 $\text{GRADE_UP}(\text{ARRAY},\text{DIM})$ **Optional Argument. DIM**

Description. Produces a permutation of the indices of an array, sorted by ascending array element values.

Class. Transformational function.

Arguments.

1 **ARRAY** must be of type integer, real, or character.
 2 **DIM** (optional) must be scalar and of type integer with a value in the
 3 range $1 \leq \text{DIM} \leq n$, where n is the rank of **ARRAY**. The
 4 corresponding actual argument must not be an optional
 5 dummy argument.
 6

7 **Result Type, Type Parameter, and Shape.** The result is of type default integer.
 8 If **DIM** is present, the result has the same shape as **ARRAY**. If **DIM** is absent, the result
 9 has shape $(/ \text{SIZE}(\text{SHAPE}(\text{ARRAY})), \text{PRODUCT}(\text{SHAPE}(\text{ARRAY})) /)$.

11 **Result Value.**

12 *Case (i):* The result of **S = GRADE_UP(ARRAY)** has the property that if one com-
 13 puts the rank-one array **B** of size $\text{PRODUCT}(\text{SHAPE}(\text{ARRAY}))$ by
 14 **FORALL (K=1:SIZE(B,1)) B(K)=ARRAY(S(1,K),S(2,K),...,S(N,K))**
 15 where **N** has the value $\text{SIZE}(\text{SHAPE}(\text{ARRAY}))$, then **B** is sorted in ascending
 16 order; moreover, all of the columns of **S** are distinct, that is, if $j \neq m$ then
 17 $\text{ALL}(S(:,j) \text{ .EQ. } S(:,m))$ will be false. The sort is stable; if $j \leq m$
 18 and $B(j) = B(m)$, then $\text{ARRAY}(S(1,j),S(2,j),\dots,S(n,j))$ precedes
 19 $\text{ARRAY}(S(1,m),S(2,m),\dots,S(n,m))$ in the array element ordering of
 20 **ARRAY**.
 21

22 *Case (ii):* The result of **R = GRADE_UP(ARRAY,DIM=K)** has the property that if one
 23 computes the array $B(i_1, i_2, \dots, i_k, \dots, i_n) =$
 24 $\text{ARRAY}(i_1, i_2, \dots, R(i_1, i_2, \dots, i_k, \dots, i_n), \dots, i_n)$
 25 then for all $i_1, i_2, \dots, (\text{omit } i_k), \dots, i_n$, the vector $B(i_1, i_2, \dots, :, \dots, i_n)$ is
 26 sorted in ascending order; moreover, $R(i_1, i_2, \dots, :, \dots, i_n)$ is a permuta-
 27 tion of all the integers in the range
 28 $\text{LBOUND}(\text{ARRAY}, K) : \text{UBOUND}(\text{ARRAY}, K)$. The sort is stable; that is, if $j \leq m$
 29 and $B(i_1, i_2, \dots, j, \dots, i_n) = B(i_1, i_2, \dots, m, \dots, i_n)$, then
 30 $R(i_1, i_2, \dots, j, \dots, i_n) \leq R(i_1, i_2, \dots, m, \dots, i_n)$.
 31

31 **Examples.**

32 *Case (i):* **GRADE_UP((/30, 20, 30, 40, -10/))** is a rank two array of shape
 33 $\begin{bmatrix} 1 & 5 \end{bmatrix}$ with the value $\begin{bmatrix} 5 & 2 & 1 & 3 & 4 \end{bmatrix}$. (To produce a rank-one
 34 result, the optional **DIM = 1** argument must be used.)
 35

36 If **A** is the array $\begin{bmatrix} 1 & 9 & 2 \\ 4 & 5 & 2 \\ 1 & 2 & 4 \end{bmatrix}$,

37 then **GRADE_UP(A)** has the value $\begin{bmatrix} 1 & 3 & 3 & 1 & 2 & 2 & 3 & 2 & 1 \\ 1 & 1 & 2 & 3 & 3 & 1 & 3 & 2 & 2 \end{bmatrix}$.

38 *Case (ii):* If **A** is the array $\begin{bmatrix} 1 & 9 & 2 \\ 4 & 5 & 2 \\ 1 & 2 & 4 \end{bmatrix}$,

39 then **GRADE_UP(A, DIM = 1)** has the value $\begin{bmatrix} 1 & 3 & 1 \\ 3 & 2 & 2 \\ 2 & 1 & 3 \end{bmatrix}$.

5.7.15 HPF_ALIGNMENT(ALIGNEE, LB, UB, STRIDE, AXIS_MAP, IDENTITY_MAP,
DYNAMIC, NCOPIES)

Optional Arguments. LB, UB, STRIDE, AXIS_MAP, IDENTITY_MAP, DYNAMIC, NCOPIES

Description. Returns information regarding the correspondence of a variable and the *align-target* (array or template) to which it is ultimately aligned.

Class. Mapping inquiry subroutine.

Arguments.

ALIGNEE may be of any type. It may be scalar or array valued. It must not be an assumed-size array. It must not be a structure component. If it is a member of an aggregate variable group, then it must be an aggregate cover of the group. (See Section 7 for the definitions of “aggregate variable group” and “aggregate cover.”) It must not be a pointer that is disassociated or an allocatable array that is not allocated. It is an INTENT (IN) argument.

If ALIGNEE is a pointer, information about the alignment of its target is returned. The target must not be an assumed-size dummy argument or a section of an assumed-size dummy argument. If the target is (a section of) a member of an aggregate variable group, then the member must be an aggregate cover of the group. The target must not be a structure component, but the pointer may be.

LB (optional) must be of type default integer and of rank one. Its size must be at least equal to the rank of ALIGNEE. It is an INTENT (OUT) argument. The first element of the i^{th} axis of ALIGNEE is ultimately aligned to the $\text{LB}(i)^{\text{th}}$ *align-target* element along the axis of the *align-target* associated with the i^{th} axis of ALIGNEE. If the i^{th} axis of ALIGNEE is a collapsed axis, $\text{LB}(i)$ is processor dependent.

UB (optional) must be of type default integer and of rank one. Its size must be at least equal to the rank of ALIGNEE. It is an INTENT (OUT) argument. The last element of the i^{th} axis of ALIGNEE is ultimately aligned to the $\text{UB}(i)^{\text{th}}$ *align-target* element along the axis of the *align-target* associated with the i^{th} axis of ALIGNEE. If the i^{th} axis of ALIGNEE is a collapsed axis, $\text{UB}(i)$ is processor dependent.

STRIDE (optional) must be of type default integer and of rank one. Its size must be at least equal to the rank of ALIGNEE. It is an INTENT (OUT) argument. The i^{th} element of STRIDE is set to the stride used in aligning the elements of ALIGNEE along its i^{th} axis. If the i^{th} axis of ALIGNEE is a collapsed axis, $\text{STRIDE}(i)$ is zero.

| | | |
|----|-------------------------|---|
| 1 | AXIS_MAP (optional) | must be of type default integer and of rank one. Its size |
| 2 | | must be at least equal to the rank of ALIGNEE. It is an |
| 3 | | INTENT (OUT) argument. The i^{th} element of AXIS_MAP is |
| 4 | | set to the <i>align-target</i> axis associated with the i^{th} axis of |
| 5 | | ALIGNEE. If the i^{th} axis of ALIGNEE is a collapsed axis, |
| 6 | | AXIS_MAP(i) is 0. |
| 7 | IDENTITY_MAP (optional) | must be scalar and of type default logical. It is an INTENT |
| 8 | | (OUT) argument. It is set to true if the ultimate <i>align-</i> |
| 9 | | <i>target</i> associated with ALIGNEE has a shape identical to |
| 10 | | ALIGNEE, the axes are mapped using the identity per- |
| 11 | | mutation, and the strides are all positive (and therefore |
| 12 | | equal to 1, because of the shape constraint); otherwise it |
| 13 | | is set to false. If a variable has not appeared as an <i>alignee</i> |
| 14 | | in an ALIGN or REALIGN directive, and does not have the |
| 15 | | INHERIT attribute, then IDENTITY_MAP must be true; it |
| 16 | | can be true in other circumstances as well. |
| 17 | | |
| 18 | DYNAMIC (optional) | must be scalar and of type default logical. It is an INTENT |
| 19 | | (OUT) argument. It is set to true if ALIGNEE has the |
| 20 | | DYNAMIC attribute; otherwise it is set to false. If ALIGNEE |
| 21 | | has the pointer attribute, then the result applies to ALIGN- |
| 22 | | EE itself rather than its target. |
| 23 | | |
| 24 | NCOPIES (optional) | must be scalar and of type default integer. It is an INTENT |
| 25 | | (OUT) argument. It is set to the number of copies of |
| 26 | | ALIGNEE that are ultimately aligned to <i>align-target</i> . For |
| 27 | | a non-replicated variable, it is set to one. |

28 **Examples.** If ALIGNEE is scalar, then no elements of LB, UB, STRIDE, or AXIS_MAP
 29 are set.

30
 31 Given the declarations

```

32
33     REAL PI = 3.1415927
34     POINTER P_TO_A(:)
35     DIMENSION A(10,10), B(20,30), C(20,40,10), D(40)
36 !HPF$ TEMPLATE T(40,20)
37 !HPF$ DYNAMIC A
38 !HPF$ ALIGN A(I,:) WITH T(1+3*I,2:20:2)
39 !HPF$ ALIGN C(I,*,J) WITH T(J,21-I)
40 !HPF$ ALIGN D(I) WITH T(I,4)
41 !HPF$ PROCESSORS PROCS(4,2), SCALARPROC
42 !HPF$ DISTRIBUTE T(BLOCK,BLOCK) ONTO PROCS
43 !HPF$ DISTRIBUTE B(CYCLIC,BLOCK) ONTO PROCS
44 !HPF$ DISTRIBUTE ONTO SCALARPROC :: PI
45     P_TO_A => A(3:9:2, 6)
46

```

47 assuming that the actual mappings are as the directives specify, the results of HPF_ALIGNMENT
 48 are:

| | A | B | C | D | P_TO_A |
|--------------|----------|----------|---------------|-------|--------|
| LB | [4, 2] | [1, 1] | [1, N/A, 1] | [1] | [10] |
| UB | [31, 20] | [20, 30] | [20, N/A, 10] | [40] | [28] |
| STRIDE | [3, 2] | [1, 1] | [-1, 0, 1] | [1] | [6] |
| AXIS_MAP | [1, 2] | [1, 2] | [2, 0, 1] | [1] | [1] |
| IDENTITY_MAP | false | true | false | false | false |
| DYNAMIC | true | false | false | false | false |
| NCOPIES | 1 | 1 | 1 | 1 | 1 |

where “N/A” denotes a processor-dependent result. To illustrate the use of `NCOPIES`, consider:

```

      LOGICAL BOZO(20,20),RONALD_MCDONALD(20)
      !HPF$ TEMPLATE EMMETT_KELLY(100,100)
      !HPF$ ALIGN RONALD_MCDONALD(I) WITH BOZO(I,*)
      !HPF$ ALIGN BOZO(J,K) WITH EMMETT_KELLY(J,5*K)

```

`CALL HPF_ALIGNMENT(RONALD_MCDONALD, NCOPIES = NC)` sets `NC` to 20. Now consider:

```

      LOGICAL BOZO(20,20),RONALD_MCDONALD(20)
      !HPF$ TEMPLATE WILLIE_WHISTLE(100)
      !HPF$ ALIGN RONALD_MCDONALD(I) WITH BOZO(I,*)
      !HPF$ ALIGN BOZO(J,*) WITH WILLIE_WHISTLE(5*J)

```

`CALL HPF_ALIGNMENT(RONALD_MCDONALD, NCOPIES = NC)` sets `NC` to one.

5.7.16 `HPF_TEMPLATE(ALIGNEE, TEMPLATE_RANK, LB, UB, AXIS_TYPE, AXIS_INFO, NUMBER_ALIGNED, DYNAMIC)`

Optional Arguments. `LB`, `UB`, `AXIS_TYPE`, `AXIS_INFO`, `NUMBER_ALIGNED`, `TEMPLATE_RANK`, `DYNAMIC`

Description. The `HPF_TEMPLATE` subroutine returns information regarding the ultimate *align-target* associated with a variable; `HPF_TEMPLATE` returns information concerning the variable from the template’s point of view (assuming the alignment is to a template rather than to an array), while `HPF_ALIGNMENT` returns information from the variable’s point of view.

Class. Mapping inquiry subroutine.

Arguments.

`ALIGNEE`

may be of any type. It may be scalar or array valued. It must not be an assumed-size array. It must not be a structure component. If it is a member of an aggregate variable group, then it must be an aggregate cover of the group. (See Section 7 for the definitions of “aggregate variable group” and “aggregate cover.”) It must not be a pointer that is disassociated or an allocatable array that is not allocated. It is an `INTENT (IN)` argument.

If `ALIGNEE` is a pointer, information about the alignment of its target is returned. The target must not be an

1 assumed-size dummy argument or a section of an assumed-
2 size dummy argument. If the target is (a section of) a
3 member of an aggregate variable group, then the mem-
4 ber must be an aggregate cover of the group. The target
5 must not be a structure component, but the pointer may
6 be.

7 **TEMPLATE_RANK** (optional) must be scalar and of type default integer. It is an **INTENT**
8 (**OUT**) argument. It is set to the rank of the ultimate
9 *align-target*. This can be different from the rank of the
10 **ALIGNEE**, due to collapsing and replicating.

11 **LB** (optional) must be of type default integer and of rank one. Its size
12 must be at least equal to the rank of the *align-target* to
13 which **ALIGNEE** is ultimately aligned; this is the value
14 returned in **TEMPLATE_RANK**. It is an **INTENT (OUT)** argu-
15 ment. The i^{th} element of **LB** contains the declared *align-*
16 *target* lower bound for the i^{th} template axis.

17 **UB** (optional) must be of type default integer and of rank one. Its size
18 must be at least equal to the rank of the *align-target* to
19 which **ALIGNEE** is ultimately aligned; this is the value
20 returned in **TEMPLATE_RANK**. It is an **INTENT (OUT)** argu-
21 ment. The i^{th} element of **UB** contains the declared *align-*
22 *target* upper bound for the i^{th} template axis.

23 **AXIS_TYPE** (optional) must be a rank one array of type default character. It
24 may be of any length, although it must be of length
25 at least 10 in order to contain the complete value. Its
26 elements are set to the values below as if by a char-
27 acter intrinsic assignment statement. Its size must be
28 at least equal to the rank of the *align-target* to which
29 **ALIGNEE** is ultimately aligned; this is the value returned
30 in **TEMPLATE_RANK**. It is an **INTENT (OUT)** argument. The
31 i^{th} element of **AXIS_TYPE** contains information about the
32 i^{th} axis of the *align-target*. The following values are de-
33 fined by HPF (implementations may define other values):

34 **'NORMAL'** The *align-target* axis has an axis of **ALIGNEE**
35 aligned to it. For elements of **AXIS_TYPE** assigned
36 this value, the corresponding element of **AXIS_INFO**
37 is set to the number of the axis of **ALIGNEE** aligned
38 to this *align-target* axis.

39 **'REPLICATED'** **ALIGNEE** is replicated along this *align-tar-*
40 *get* axis. For elements of **AXIS_TYPE** assigned this
41 value, the corresponding element of **AXIS_INFO** is set
42 to the number of copies of **ALIGNEE** along this *align-*
43 *target* axis.

44 **'SINGLE'** **ALIGNEE** is aligned with one coordinate of the
45 *align-target* axis. For elements of **AXIS_TYPE** assigned
46

this value, the corresponding element of `AXIS_INFO` is set to the *align-target* coordinate to which `ALIGNEE` is aligned.

`AXIS_INFO` (optional) must be of type default integer and of rank one. Its size must be at least equal to the rank of the *align-target* to which `ALIGNEE` is ultimately aligned; this is the value returned in `TEMPLATE_RANK`. It is an `INTENT (OUT)` argument. See the description of `AXIS_TYPE` above.

`NUMBER_ALIGNED` (optional) must be scalar and of type default integer. It is an `INTENT (OUT)` argument. It is set to the total number of variables aligned to the ultimate *align-target*. This is the number of variables that are moved if the *align-target* is redistributed.

`DYNAMIC` (optional) must be scalar and of type default logical. It is an `INTENT (OUT)` argument. It is set to true if the *align-target* has the `DYNAMIC` attribute, and to false otherwise.

Example. Given the declarations in the example of Section 5.7.15, and assuming that the actual mappings are as the directives specify, the results of `HPF_TEMPLATE` are:

| | A | C | D |
|----------------|-------------------------|-------------------------|-------------------------|
| LB | [1, 1] | [1, 1] | [1, 1] |
| UB | [40, 20] | [40, 20] | [40, 20] |
| AXIS_TYPE | ['NORMAL', 'NORMAL'] | ['NORMAL', 'NORMAL'] | ['NORMAL', 'SINGLE'] |
| AXIS_INFO | [1, 2] | [3, 1] | [1, 4] |
| NUMBER_ALIGNED | 3 | 3 | 3 |
| TEMPLATE_RANK | 2 | 2 | 2 |
| DYNAMIC | false | false | false |

5.7.17 HPF_DISTRIBUTION(DISTRIBUTE, AXIS_TYPE, AXIS_INFO, PROCESSORS_RANK, PROCESSORS_SHAPE)

Optional Arguments. `AXIS_TYPE`, `AXIS_INFO`, `PROCESSORS_RANK`, `PROCESSORS_SHAPE`

Description. The `HPF_DISTRIBUTION` subroutine returns information regarding the distribution of the ultimate *align-target* associated with a variable.

Class. Mapping inquiry subroutine.

Arguments.

`DISTRIBUTE` may be of any type. It may be scalar or array valued. It must not be an assumed-size array. It must not be a structure component. If it is a member of an aggregate variable group, then it must be an aggregate cover of the group. (See Section 7 for the definitions of “aggregate

variable group” and “aggregate cover.”) It must not be a pointer that is disassociated or an allocatable array that is not allocated. It is an INTENT (IN) argument.

If DISTRIBUTE is a pointer, information about the distribution of its target is returned. The target must not be an assumed-size dummy argument or a section of an assumed-size dummy argument. If the target is (a section of) a member of an aggregate variable group, then the member must be an aggregate cover of the group. The target must not be a structure component, but the pointer may be.

AXIS_TYPE (optional)

must be a rank one array of type default character. It may be of any length, although it must be of length at least 9 in order to contain the complete value. Its elements are set to the values below as if by a character intrinsic assignment statement. Its size must be at least equal to the rank of the *align-target* to which DISTRIBUTE is ultimately aligned; this is the value returned by HPF_TEMPLATE in TEMPLATE_RANK). It is an INTENT (OUT) argument. Its i^{th} element contains information on the distribution of the i^{th} axis of that *align-target*. The following values are defined by HPF (implementations may define other values):

’BLOCK’ The axis is distributed BLOCK. The corresponding element of AXIS_INFO contains the block size.

’COLLAPSED’ The axis is collapsed (distributed with the “*” specification). The value of the corresponding element of AXIS_INFO is processor dependent.

’CYCLIC’ The axis is distributed CYCLIC. The corresponding element of AXIS_INFO contains the block size.

AXIS_INFO (optional)

must be a rank one array of type default integer, and size at least equal to the rank of the *align-target* to which DISTRIBUTE is ultimately aligned (which is returned by HPF_TEMPLATE in TEMPLATE_RANK). It is an INTENT (OUT) argument. The i^{th} element of AXIS_INFO contains the block size in the block or cyclic distribution of the i^{th} axis of the ultimate *align-target* of DISTRIBUTE; if that axis is a collapsed axis, then the value is processor dependent.

PROCESSORS_RANK (optional) must be scalar and of type default integer. It is set to the rank of the processor arrangement onto which DISTRIBUTE is distributed. It is an INTENT (OUT) argument.

PROCESSORS_SHAPE (optional) must be a rank one array of type default integer and of size at least equal to the value, m , returned in PROCESSORS_RANK. It is an INTENT (OUT) argument. Its first m

elements are set to the shape of the processor arrangement onto which DISTRIBUTE is mapped. (It may be necessary to call HPF_DISTRIBUTION twice, the first time to obtain the value of PROCESSORS_RANK in order to allocate PROCESSORS_SHAPE.)

Example. Given the declarations in the example of Section 5.7.15, and assuming that the actual mappings are as the directives specify, the results of HPF_DISTRIBUTION are:

| | A | B | PI |
|------------------|--------------------|---------------------|-----|
| AXIS_TYPE | ['BLOCK', 'BLOCK'] | ['CYCLIC', 'BLOCK'] | [] |
| AXIS_INFO | [10, 10] | [1, 15] | [] |
| PROCESSORS_SHAPE | [4, 2] | [4, 2] | [] |
| PROCESSORS_RANK | 2 | 2 | 0 |

5.7.18 IALL(ARRAY, DIM, MASK)

Optional Arguments. DIM, MASK

Description. Computes a bitwise logical AND reduction along dimension DIM of ARRAY.

Class. Transformational function.

Arguments.

| | |
|-----------------|---|
| ARRAY | must be of type integer. It must not be scalar. |
| DIM (optional) | must be scalar and of type integer with a value in the range $1 \leq \text{DIM} \leq n$, where n is the rank of ARRAY. The corresponding actual argument must not be an optional dummy argument. |
| MASK (optional) | must be of type logical and must be conformable with ARRAY. |

Result Type, Type Parameter, and Shape. The result is of type integer with the same kind type parameter as ARRAY. It is scalar if DIM is absent or if ARRAY has rank one; otherwise, the result is an array of rank $n - 1$ and shape $(d_1, d_2, \dots, d_{\text{DIM}-1}, d_{\text{DIM}+1}, \dots, d_n)$ where (d_1, d_2, \dots, d_n) is the shape of ARRAY.

Result Value.

Case (i): The result of IALL(ARRAY) is the IAND reduction of all the elements of ARRAY. If ARRAY has size zero, the result is equal to a processor-dependent integer value x with the property that $\text{IAND}(I, x) = I$ for all integers I of the same kind type parameter as ARRAY. See Section 5.4.3.

Case (ii): The result of IALL(ARRAY, MASK=MASK) is the IAND reduction of all the elements of ARRAY corresponding to the true elements of MASK; if MASK contains no true elements, the result is equal to a processor-dependent integer value x (of the same kind type parameter as ARRAY) with the property that $\text{IAND}(I, x) = I$ for all integers I.

1 *Case (iii):* If `ARRAY` has rank one, `IALL(ARRAY, DIM=1 [,MASK])` has a value equal
 2 to that of `IALL(ARRAY [,MASK])`. Otherwise, the value of element
 3 $(s_1, s_2, \dots, s_{DIM-1}, s_{DIM+1}, \dots, s_n)$ of `IALL(ARRAY, DIM=1 [,MASK])` is
 4 equal to `IALL(ARRAY(s1, s2, ..., sDIM-1, :, sDIM+1, ..., sn))`
 5 `[,MASK = MASK(s1, s2, ..., sDIM-1, :, sDIM+1, ..., sn)]`
 6

7 **Examples.**

8
 9 *Case (i):* The value of `IALL((/7, 6, 3, 2/))` is 2.

10 *Case (ii):* The value of `IALL(C, MASK = BTEST(C,0))` is the `IAND` reduction of the
 11 odd elements of `C`.
 12

13 *Case (iii):* If `B` is the array $\begin{bmatrix} 2 & 3 & 5 \\ 3 & 7 & 7 \end{bmatrix}$, then `IALL(B, DIM = 1)` is $\begin{bmatrix} 2 & 3 & 5 \end{bmatrix}$
 14 and `IALL(B, DIM = 2)` is $\begin{bmatrix} 0 & 3 \end{bmatrix}$.
 15
 16
 17

18 5.7.19 IALL_PREFIX(ARRAY, DIM, MASK, SEGMENT, EXCLUSIVE)

19 **Optional Arguments.** `DIM`, `MASK`, `SEGMENT`, `EXCLUSIVE`

20
 21 **Description.** Computes a segmented bitwise logical AND scan along dimension `DIM`
 22 of `ARRAY`.
 23

24 **Class.** Transformational function.

25 **Arguments.**

26
 27 `ARRAY` must be of type integer. It must not be scalar.
 28
 29 `DIM` (optional) must be scalar and of type integer with a value in the
 30 range $1 \leq \text{DIM} \leq n$, where n is the rank of `ARRAY`.
 31
 32 `MASK` (optional) must be of type logical and must be conformable with
 33 `ARRAY`.
 34
 35 `SEGMENT` (optional) must be of type logical and must have the same shape as
 36 `ARRAY`.
 37
 38 `EXCLUSIVE` (optional) must be of type logical and must be scalar.
 39

40 **Result Type, Type Parameter, and Shape.** Same as `ARRAY`.
 41

42 **Result Value.** Element r of the result has the value `IALL((/ a1, ..., am /))` where
 43 (a_1, \dots, a_m) is the (possibly empty) set of elements of `ARRAY` selected to contribute
 44 to r by the rules stated in Section 5.4.5.
 45

46 **Example.** `IALL_PREFIX((/1,3,2,4,5/), SEGMENT= (/F,F,F,T,T/))` is
 47 $\begin{bmatrix} 1 & 1 & 0 & 4 & 4 \end{bmatrix}$.
 48

5.7.20 IALL_SCATTER(ARRAY,BASE,INDX1, ..., INDXn, MASK)

Optional Argument. MASK

Description. Scatters elements of **ARRAY** selected by **MASK** to positions of the result indicated by index arrays **INDX1**, ..., **INDXn**. The j^{th} bit of an element of the result is 1 if and only if the j^{th} bits of the corresponding element of **BASE** and of the elements of **ARRAY** scattered to that position are all equal to 1.

Class. Transformational function.

Arguments.

| | |
|--------------------------|--|
| ARRAY | must be of type integer. It must not be scalar. |
| BASE | must be of type integer with the same kind type parameter as ARRAY . It must not be scalar. |
| INDX1, ..., INDXn | must be of type integer and conformable with ARRAY . The number of INDX arguments must be equal to the rank of BASE . |
| MASK (optional) | must be of type logical and must be conformable with ARRAY . |

Result Type, Type Parameter, and Shape. Same as **BASE**.

Result Value. The element of the result corresponding to the element b of **BASE** has the value $\text{IALL}(\ (/a_1, a_2, \dots, a_m, b/) \)$, where (a_1, \dots, a_m) are the elements of **ARRAY** associated with b as described in Section 5.4.4.

Example. $\text{IALL_SCATTER}(\ (/1, 2, 3, 6/) \ , \ (/1, 3, 7/) \ , \ (/1, 1, 2, 2/) \)$ is $\begin{bmatrix} 0 & 2 & 7 \end{bmatrix}$.

5.7.21 IALL_SUFFIX(ARRAY, DIM, MASK, SEGMENT, EXCLUSIVE)

Optional Arguments. DIM, MASK, SEGMENT, EXCLUSIVE

Description. Computes a reverse, segmented bitwise logical AND scan along dimension **DIM** of **ARRAY**.

Class. Transformational function.

Arguments.

| | |
|---------------------------|---|
| ARRAY | must be of type integer. It must not be scalar. |
| DIM (optional) | must be scalar and of type integer with a value in the range $1 \leq \text{DIM} \leq n$, where n is the rank of ARRAY . |
| MASK (optional) | must be of type logical and must be conformable with ARRAY . |
| SEGMENT (optional) | must be of type logical and must have the same shape as ARRAY . |

1 EXCLUSIVE (optional) must be of type logical and must be scalar.

2 **Result Type, Type Parameter, and Shape.** Same as ARRAY.

3
4 **Result Value.** Element r of the result has the value `IALL((/ a1, ..., am /))` where
5 (a_1, \dots, a_m) is the (possibly empty) set of elements of ARRAY selected to contribute
6 to r by the rules stated in Section 5.4.5.

7
8 **Example.** `IALL_SUFFIX((/1,3,2,4,5/), SEGMENT= (/F,F,F,T,T/))` is
9 $\begin{bmatrix} 0 & 2 & 2 & 4 & 5 \end{bmatrix}$.

11 5.7.22 IANY(ARRAY, DIM, MASK)

13 **Optional Arguments.** DIM, MASK

14
15 **Description.** Computes a bitwise logical OR reduction along dimension DIM of
16 ARRAY.

17
18 **Class.** Transformational function.

19
20 **Arguments.**

21 ARRAY must be of type integer. It must not be scalar.

22
23 DIM (optional) must be scalar and of type integer with a value in the
24 range $1 \leq \text{DIM} \leq n$, where n is the rank of ARRAY. The
25 corresponding actual argument must not be an optional
26 dummy argument.

27
28 MASK (optional) must be of type logical and must be conformable with
29 ARRAY.

30
31 **Result Type, Type Parameter, and Shape.** The result is of type integer with
32 the same kind type parameter as ARRAY. It is scalar if DIM is absent or if ARRAY has
33 rank one; otherwise, the result is an array of rank $n - 1$ and shape
34 $(d_1, d_2, \dots, d_{\text{DIM}-1}, d_{\text{DIM}+1}, \dots, d_n)$ where (d_1, d_2, \dots, d_n) is the shape of ARRAY.

35 **Result Value.**

36
37 *Case (i):* The result of `IANY(ARRAY)` is the IOR reduction of all the elements of
38 ARRAY. If ARRAY has size zero, the result has the value zero. See Sec-
39 tion 5.4.3.

40
41 *Case (ii):* The result of `IANY(ARRAY, MASK=MASK)` is the IOR reduction of all the
42 elements of ARRAY corresponding to the true elements of MASK; if MASK
43 contains no true elements, the result is zero.

44
45 *Case (iii):* If ARRAY has rank one, `IANY(ARRAY, DIM=1 [,MASK])` has a value equal
46 to that of `IANY(ARRAY [,MASK])`. Otherwise, the value of element
47 $(s_1, s_2, \dots, s_{\text{DIM}-1}, s_{\text{DIM}+1}, \dots, s_n)$ of `IANY(ARRAY, DIM=1 [,MASK])` is
48 equal to `IANY(ARRAY(s1, s2, ..., sDIM-1, :, sDIM+1, ..., sn)`
`[,MASK = MASK(s1, s2, ..., sDIM-1, :, sDIM+1, ..., sn)])`

Examples.

Case (i): The value of `IANY(/9, 8, 3, 2/)` is 11.

Case (ii): The value of `IANY(C, MASK = BTEST(C,0))` is the IOR reduction of the odd elements of `C`.

Case (iii): If `B` is the array $\begin{bmatrix} 2 & 3 & 5 \\ 0 & 4 & 2 \end{bmatrix}$, then `IANY(B, DIM = 1)` is $\begin{bmatrix} 2 & 7 & 7 \end{bmatrix}$
and `IANY(B, DIM = 2)` is $\begin{bmatrix} 7 & 6 \end{bmatrix}$.

5.7.23 `IANY_PREFIX`(`ARRAY`, `DIM`, `MASK`, `SEGMENT`, `EXCLUSIVE`)

Optional Arguments. `DIM`, `MASK`, `SEGMENT`, `EXCLUSIVE`

Description. Computes a segmented bitwise logical OR scan along dimension `DIM` of `ARRAY`.

Class. Transformational function.

Arguments.

| | |
|-----------------------------------|---|
| <code>ARRAY</code> | must be of type integer. It must not be scalar. |
| <code>DIM</code> (optional) | must be scalar and of type integer with a value in the range $1 \leq \text{DIM} \leq n$, where n is the rank of <code>ARRAY</code> . |
| <code>MASK</code> (optional) | must be of type logical and must be conformable with <code>ARRAY</code> . |
| <code>SEGMENT</code> (optional) | must be of type logical and must have the same shape as <code>ARRAY</code> . |
| <code>EXCLUSIVE</code> (optional) | must be of type logical and must be scalar. |

Result Type, Type Parameter, and Shape. Same as `ARRAY`.

Result Value. Element r of the result has the value `IANY(/ a1, ..., am /)` where (a_1, \dots, a_m) is the (possibly empty) set of elements of `ARRAY` selected to contribute to r by the rules stated in Section 5.4.5.

Example. `IANY_PREFIX(/1,2,3,2,5/, SEGMENT= (/F,F,F,T,T/))` is $\begin{bmatrix} 1 & 3 & 3 & 2 & 7 \end{bmatrix}$.

5.7.24 `IANY_SCATTER`(`ARRAY`, `BASE`, `INDX1`, ..., `INDXn`, `MASK`)

Optional Argument. `MASK`

Description. Scatters elements of `ARRAY` selected by `MASK` to positions of the result indicated by index arrays `INDX1`, ..., `INDXn`. The j^{th} bit of an element of the result is 1 if and only if the j^{th} bit of the corresponding element of `BASE` or of any of the elements of `ARRAY` scattered to that position is equal to 1.

Class. Transformational function.

Arguments.

ARRAY must be of type integer. It must not be scalar.

BASE must be of type integer with the same kind type parameter as **ARRAY**. It must not be scalar.

INDX1, . . . , INDXn must be of type integer and conformable with **ARRAY**. The number of **INDX** arguments must be equal to the rank of **BASE**.

MASK (optional) must be of type logical and must be conformable with **ARRAY**.

Result Type, Type Parameter, and Shape. Same as **BASE**.

Result Value. The element of the result corresponding to the element b of **BASE** has the value $\text{IANY}(\ (/a_1, a_2, \dots, a_m, b/ \)$, where (a_1, \dots, a_m) are the elements of **ARRAY** associated with b as described in Section 5.4.4.

Example. $\text{IANY_SCATTER}(\ (/1, 2, 3, 6/ \), (\ /1, 3, 7/ \), (\ /1, 1, 2, 2/ \))$ is $\begin{bmatrix} 3 & 7 & 7 \end{bmatrix}$.

5.7.25 IANY_SUFFIX(ARRAY, DIM, MASK, SEGMENT, EXCLUSIVE)

Optional Arguments. DIM, MASK, SEGMENT, EXCLUSIVE

Description. Computes a reverse, segmented bitwise logical OR scan along dimension DIM of **ARRAY**.

Class. Transformational function.

Arguments.

ARRAY must be of type integer. It must not be scalar.

DIM (optional) must be scalar and of type integer with a value in the range $1 \leq \text{DIM} \leq n$, where n is the rank of **ARRAY**.

MASK (optional) must be of type logical and must be conformable with **ARRAY**.

SEGMENT (optional) must be of type logical and must have the same shape as **ARRAY**.

EXCLUSIVE (optional) must be of type logical and must be scalar.

Result Type, Type Parameter, and Shape. Same as **ARRAY**.

Result Value. Element r of the result has the value $\text{IANY}(\ (/ a_1, \dots, a_m / \))$ where (a_1, \dots, a_m) is the (possibly empty) set of elements of **ARRAY** selected to contribute to r by the rules stated in Section 5.4.5.

Example. $\text{IANY_SUFFIX}(\ (/4, 2, 3, 2, 5/ \), \text{SEGMENT} = (\ /F, F, F, T, T/ \))$ is $\begin{bmatrix} 7 & 3 & 3 & 7 & 5 \end{bmatrix}$.

5.7.26 IPARITY(ARRAY, DIM, MASK)

Optional Arguments. DIM, MASK

Description. Computes a bitwise logical exclusive OR reduction along dimension DIM of ARRAY.

Class. Transformational function.

Arguments.

ARRAY must be of type integer. It must not be scalar.

DIM (optional) must be scalar and of type integer with a value in the range $1 \leq \text{DIM} \leq n$, where n is the rank of ARRAY. The corresponding actual argument must not be an optional dummy argument.

MASK (optional) must be of type logical and must be conformable with ARRAY.

Result Type, Type Parameter, and Shape. The result is of type integer with the same kind type parameter as ARRAY. It is scalar if DIM is absent or if ARRAY has rank one; otherwise, the result is an array of rank $n - 1$ and shape $(d_1, d_2, \dots, d_{\text{DIM}-1}, d_{\text{DIM}+1}, \dots, d_n)$ where (d_1, d_2, \dots, d_n) is the shape of ARRAY.

Result Value.

Case (i): The result of IPARITY(ARRAY) is the IEOR reduction of all the elements of ARRAY. If ARRAY has size zero, the result has the value zero. See Section 5.4.3.

Case (ii): The result of IPARITY(ARRAY, MASK=MASK) is the IEOR reduction of all the elements of ARRAY corresponding to the true elements of MASK; if MASK contains no true elements, the result is zero.

Case (iii): If ARRAY has rank one, IPARITY(ARRAY, DIM=1 [,MASK]) has a value equal to that of IPARITY(ARRAY [,MASK]). Otherwise, the value of element $(s_1, s_2, \dots, s_{\text{DIM}-1}, s_{\text{DIM}+1}, \dots, s_n)$ of IPARITY(ARRAY, DIM=1 [,MASK]) is equal to IPARITY(ARRAY($s_1, s_2, \dots, s_{\text{DIM}-1}, :, s_{\text{DIM}+1}, \dots, s_n$) [,MASK = MASK($s_1, s_2, \dots, s_{\text{DIM}-1}, :, s_{\text{DIM}+1}, \dots, s_n$)])

Examples.

Case (i): The value of IPARITY((/13, 8, 3, 2/)) is 4.

Case (ii): The value of IPARITY(C, MASK = BTEST(C,0)) is the IEOR reduction of the odd elements of C.

Case (iii): If B is the array $\begin{bmatrix} 2 & 3 & 7 \\ 0 & 4 & 2 \end{bmatrix}$, then IPARITY(B, DIM = 1) is $\begin{bmatrix} 2 & 7 & 5 \end{bmatrix}$ and IPARITY(B, DIM = 2) is $\begin{bmatrix} 6 & 6 \end{bmatrix}$.

5.7.27 IPARITY_PREFIX(ARRAY, DIM, MASK, SEGMENT, EXCLUSIVE)

Optional Arguments. DIM, MASK, SEGMENT, EXCLUSIVE

Description. Computes a segmented bitwise logical exclusive OR scan along dimension DIM of ARRAY.

Class. Transformational function.

Arguments.

| | |
|----------------------|---|
| ARRAY | must be of type integer. It must not be scalar. |
| DIM (optional) | must be scalar and of type integer with a value in the range $1 \leq \text{DIM} \leq n$, where n is the rank of ARRAY. |
| MASK (optional) | must be of type logical and must be conformable with ARRAY. |
| SEGMENT (optional) | must be of type logical and must have the same shape as ARRAY. |
| EXCLUSIVE (optional) | must be of type logical and must be scalar. |

Result Type, Type Parameter, and Shape. Same as ARRAY.

Result Value. Element r of the result has the value $\text{IPARITY}((/ a_1, \dots, a_m /))$ where (a_1, \dots, a_m) is the (possibly empty) set of elements of ARRAY selected to contribute to r by the rules stated in Section 5.4.5.

Example. $\text{IPARITY_PREFIX}(/1,2,3,4,5/, \text{SEGMENT}=(/F,F,F,T,T/))$ is $\begin{bmatrix} 1 & 3 & 0 & 4 & 1 \end{bmatrix}$.

5.7.28 IPARITY_SCATTER(ARRAY,BASE,INDX1, ..., INDXn, MASK)

Optional Argument. MASK

Description. Scatters elements of ARRAY selected by MASK to positions of the result indicated by index arrays INDX1, ..., INDXn. The j^{th} bit of an element of the result is 1 if and only if there are an odd number of ones among the j^{th} bits of the corresponding element of BASE and the elements of ARRAY scattered to that position.

Class. Transformational function.

Arguments.

| | |
|-------------------|---|
| ARRAY | must be of type integer. It must not be scalar. |
| BASE | must be of type integer with the same kind type parameter as ARRAY. It must not be scalar. |
| INDX1, ..., INDXn | must be of type integer and conformable with ARRAY. The number of INDX arguments must be equal to the rank of BASE. |

MASK (optional) must be of type logical and must be conformable with
ARRAY.

Result Type, Type Parameter, and Shape. Same as **BASE**.

Result Value. The element of the result corresponding to the element b of **BASE** has the value $\text{IPARITY}(\ (/a_1, a_2, \dots, a_m, b/ \)$, where (a_1, \dots, a_m) are the elements of **ARRAY** associated with b as described in Section 5.4.4.

Example. $\text{IPARITY_SCATTER}(\ (/1,2,3,6/ \), (\ /1,3,7/ \), (\ /1,1,2,2/ \))$ is
 $\begin{bmatrix} 2 & 6 & 7 \end{bmatrix}$.

5.7.29 IPARITY_SUFFIX(**ARRAY**, **DIM**, **MASK**, **SEGMENT**, **EXCLUSIVE**)

Optional Arguments. **DIM**, **MASK**, **SEGMENT**, **EXCLUSIVE**

Description. Computes a reverse, segmented bitwise logical exclusive OR scan along dimension **DIM** of **ARRAY**.

Class. Transformational function.

Arguments.

ARRAY must be of type integer. It must not be scalar.

DIM (optional) must be scalar and of type integer with a value in the range $1 \leq \text{DIM} \leq n$, where n is the rank of **ARRAY**.

MASK (optional) must be of type logical and must be conformable with **ARRAY**.

SEGMENT (optional) must be of type logical and must have the same shape as **ARRAY**.

EXCLUSIVE (optional) must be of type logical and must be scalar.

Result Type, Type Parameter, and Shape. Same as **ARRAY**.

Result Value. Element r of the result has the value $\text{IPARITY}(\ (/ a_1, \dots, a_m / \))$ where (a_1, \dots, a_m) is the (possibly empty) set of elements of **ARRAY** selected to contribute to r by the rules stated in Section 5.4.5.

Example. $\text{IPARITY_SUFFIX}(\ (/1,2,3,4,5/ \), \text{SEGMENT} = (\ /F,F,F,T,T/ \))$ is
 $\begin{bmatrix} 0 & 1 & 3 & 1 & 5 \end{bmatrix}$.

5.7.30 LEADZ(**I**)

Description. Return the number of leading zeros in an integer.

Class. Elemental function.

Argument. **I** must be of type integer.

Result Type and Type Parameter. Same as I.

Result Value. The result is a count of the number of leading 0-bits in the integer I. The model for the interpretation of an integer as a sequence of bits is in Section 13.5.7 of the Fortran 90 Standard. LEADZ(0) is BIT_SIZE(I). For nonzero I, if the leftmost one bit of I occurs in position $k - 1$ (where the rightmost bit is bit 0) then LEADZ(I) is BIT_SIZE(I) - k.

Examples. LEADZ(3) has the value BIT_SIZE(3) - 2. For scalar I, LEADZ(I) .EQ. MINVAL((/ (J, J=0, BIT_SIZE(I)) /), MASK=M) where M = (/ (BTEST(I,J), J=BIT_SIZE(I)-1, 0, -1), .TRUE. /). A given integer I may produce different results from LEADZ(I), depending on the number of bits in the representation of the integer (BIT_SIZE(I)). That is because LEADZ counts bits from the most significant bit. Compare with ILEN.

5.7.31 MAXVAL_PREFIX(ARRAY, DIM, MASK, SEGMENT, EXCLUSIVE)

Optional Arguments. DIM, MASK, SEGMENT, EXCLUSIVE

Description. Computes a segmented MAXVAL scan along dimension DIM of ARRAY.

Class. Transformational function.

Arguments.

| | |
|----------------------|---|
| ARRAY | must be of type integer or real. It must not be scalar. |
| DIM (optional) | must be scalar and of type integer with a value in the range $1 \leq \text{DIM} \leq n$, where n is the rank of ARRAY. |
| MASK (optional) | must be of type logical and must be conformable with ARRAY. |
| SEGMENT (optional) | must be of type logical and must have the same shape as ARRAY. |
| EXCLUSIVE (optional) | must be of type logical and must be scalar. |

Result Type, Type Parameter, and Shape. Same as ARRAY.

Result Value. Element r of the result has the value MAXVAL((/ a_1, \dots, a_m /)) where (a_1, \dots, a_m) is the (possibly empty) set of elements of ARRAY selected to contribute to r by the rules stated in Section 5.4.5.

Example. MAXVAL_PREFIX((/3,4,-5,2,5/), SEGMENT= (/F,F,F,T,T/)) is

$$\begin{bmatrix} 3 & 4 & 4 & 2 & 5 \end{bmatrix}.$$

5.7.32 MAXVAL_SCATTER(ARRAY, BASE, INDX1, ..., INDXn, MASK)

Optional Argument. MASK

Description. Scatters elements of **ARRAY** selected by **MASK** to positions of the result indicated by index arrays **INDX1**, ..., **INDXn**. Each element of the result is assigned the maximum value of the corresponding element of **BASE** and the elements of **ARRAY** scattered to that position.

Class. Transformational function.

Arguments.

| | |
|--------------------------|--|
| ARRAY | must be of type integer or real. It must not be scalar. |
| BASE | must be of the same type and kind type parameter as ARRAY . It must not be scalar. |
| INDX1, ..., INDXn | must be of type integer and conformable with ARRAY . The number of INDX arguments must be equal to the rank of BASE . |
| MASK (optional) | must be of type logical and must be conformable with ARRAY . |

Result Type, Type Parameter, and Shape. Same as **BASE**.

Result Value. The element of the result corresponding to the element b of **BASE** has the value $\text{MAXVAL}(\ (/a_1, a_2, \dots, a_m, b/ \)$, where (a_1, \dots, a_m) are the elements of **ARRAY** associated with b as described in Section 5.4.4.

Example. $\text{MAXVAL_SCATTER}(\ (/1, 2, 3, 1/ \), (\ /4, -5, 7/ \), (\ /1, 1, 2, 2/ \))$ is $\begin{bmatrix} 4 & 3 & 7 \end{bmatrix}$.

5.7.33 MAXVAL_SUFFIX(ARRAY, DIM, MASK, SEGMENT, EXCLUSIVE)

Optional Arguments. DIM, MASK, SEGMENT, EXCLUSIVE

Description. Computes a reverse, segmented **MAXVAL** scan along dimension **DIM** of **ARRAY**.

Class. Transformational function.

Arguments.

| | |
|---------------------------|---|
| ARRAY | must be of type integer or real. It must not be scalar. |
| DIM (optional) | must be scalar and of type integer with a value in the range $1 \leq \text{DIM} \leq n$, where n is the rank of ARRAY . |
| MASK (optional) | must be of type logical and must be conformable with ARRAY . |
| SEGMENT (optional) | must be of type logical and must have the same shape as ARRAY . |

1 EXCLUSIVE (optional) must be of type logical and must be scalar.

2 **Result Type, Type Parameter, and Shape.** Same as ARRAY.

3
4 **Result Value.** Element r of the result has the value $\text{MAXVAL}((/ a_1, \dots, a_m /))$
5 where (a_1, \dots, a_m) is the (possibly empty) set of elements of ARRAY selected to con-
6 tribute to r by the rules stated in Section 5.4.5.

7
8 **Example.** $\text{MAXVAL_SUFFIX}(/3,4,-5,2,5/)$, $\text{SEGMENT}=(/F,F,F,T,T/)$ is
9 $\begin{bmatrix} 4 & 4 & -5 & 5 & 5 \end{bmatrix}$.

11 5.7.34 MINVAL_PREFIX(ARRAY, DIM, MASK, SEGMENT, EXCLUSIVE)

12 **Optional Arguments.** DIM, MASK, SEGMENT, EXCLUSIVE

13 **Description.** Computes a segmented MINVAL scan along dimension DIM of ARRAY.

14 **Class.** Transformational function.

15 **Arguments.**

16
17 ARRAY must be of type integer or real. It must not be scalar.

18
19 DIM (optional) must be scalar and of type integer with a value in the
20 range $1 \leq \text{DIM} \leq n$, where n is the rank of ARRAY.

21
22 MASK (optional) must be of type logical and must be conformable with
23 ARRAY.

24
25 SEGMENT (optional) must be of type logical and must have the same shape as
26 ARRAY.

27
28 EXCLUSIVE (optional) must be of type logical and must be scalar.

29
30 **Result Type, Type Parameter, and Shape.** Same as ARRAY.

31
32 **Result Value.** Element r of the result has the value $\text{MINVAL}((/ a_1, \dots, a_m /))$
33 where (a_1, \dots, a_m) is the (possibly empty) set of elements of ARRAY selected to con-
34 tribute to r by the rules stated in Section 5.4.5.

35
36 **Example.** $\text{MINVAL_PREFIX}(/1,2,-3,4,5/)$, $\text{SEGMENT}=(/F,F,F,T,T/)$ is
37 $\begin{bmatrix} 1 & 1 & -3 & 4 & 4 \end{bmatrix}$.

38 5.7.35 MINVAL_SCATTER(ARRAY, BASE, INDX1, ..., INDXn, MASK)

39 **Optional Argument.** MASK

40
41 **Description.** Scatters elements of ARRAY selected by MASK to positions of the result
42 indicated by index arrays INDX1, ..., INDXn. Each element of the result is assigned
43 the maximum value of the corresponding element of BASE and the elements of ARRAY
44 scattered to that position.

45
46 **Class.** Transformational function.

47
48

Arguments.

| | | |
|----------------------|---|---|
| ARRAY | must be of type integer or real. It must not be scalar. | 1 |
| BASE | must be of the same type and kind type parameter as ARRAY. It must not be scalar. | 2 |
| INDX1, . . . , INDXn | must be of type integer and conformable with ARRAY. The number of INDX arguments must be equal to the rank of BASE. | 3 |
| MASK (optional) | must be of type logical and must be conformable with ARRAY. | 4 |

Result Type, Type Parameter, and Shape. Same as BASE.

Result Value. The element of the result corresponding to the element b of BASE has the value `MINVAL((/a1, a2, ..., am, b/)`, where (a_1, \dots, a_m) are the elements of ARRAY associated with b as described in Section 5.4.4.

Example. `MINVAL_SCATTER((/ 1,-2,-3,6 /), (/ 4,3,7 /), (/ 1,1,2,2 /))` is $\begin{bmatrix} -2 & -3 & 7 \end{bmatrix}$.

5.7.36 `MINVAL_SUFFIX(ARRAY, DIM, MASK, SEGMENT, EXCLUSIVE)`

Optional Arguments. DIM, MASK, SEGMENT, EXCLUSIVE

Description. Computes a reverse, segmented MINVAL scan along dimension DIM of ARRAY.

Class. Transformational function.

Arguments.

| | | |
|----------------------|---|---|
| ARRAY | must be of type integer or real. It must not be scalar. | 1 |
| DIM (optional) | must be scalar and of type integer with a value in the range $1 \leq \text{DIM} \leq n$, where n is the rank of ARRAY. | 2 |
| MASK (optional) | must be of type logical and must be conformable with ARRAY. | 3 |
| SEGMENT (optional) | must be of type logical and must have the same shape as ARRAY. | 4 |
| EXCLUSIVE (optional) | must be of type logical and must be scalar. | 5 |

Result Type, Type Parameter, and Shape. Same as ARRAY.

Result Value. Element r of the result has the value `MINVAL((/ a1, ..., am /))` where (a_1, \dots, a_m) is the (possibly empty) set of elements of ARRAY selected to contribute to r by the rules stated in Section 5.4.5.

Example. `MINVAL_SUFFIX((/1,2,-3,4,5/), SEGMENT= (/F,F,F,T,T/)` is $\begin{bmatrix} -3 & -3 & -3 & 4 & 5 \end{bmatrix}$.

5.7.37 PARITY(MASK, DIM)

Optional Argument. DIM

Description. Determine whether an odd number of values are true in MASK along dimension DIM.

Class. Transformational function.

Arguments.

MASK must be of type logical. It must not be scalar.

DIM (optional) must be scalar and of type integer with a value in the range $1 \leq \text{DIM} \leq n$, where n is the rank of MASK. The corresponding actual argument must not be an optional dummy argument.

Result Type, Type Parameter, and Shape. The result is of type logical with the same kind type parameter as MASK. It is scalar if DIM is absent or if MASK has rank one; otherwise, the result is an array of rank $n - 1$ and shape $(d_1, d_2, \dots, d_{\text{DIM}-1}, d_{\text{DIM}+1}, \dots, d_n)$ where (d_1, d_2, \dots, d_n) is the shape of MASK.

Result Value.

Case (i): The result of PARITY(MASK) is the .NEQV. reduction of all the elements of MASK. If MASK has size zero, the result has the value false. See Section 5.4.3.

Case (ii): If MASK has rank one, PARITY(MASK, DIM=1) has a value equal to that of PARITY(MASK). Otherwise, the value of element $(s_1, s_2, \dots, s_{\text{DIM}-1}, s_{\text{DIM}+1}, \dots, s_n)$ of PARITY(MASK, DIM=1) is equal to PARITY(MASK($s_1, s_2, \dots, s_{\text{DIM}-1}, :, s_{\text{DIM}+1}, \dots, s_n$))

Examples.

Case (i): The value of PARITY((/T, T, T, F/)) is true.

Case (ii): If B is the array $\begin{bmatrix} T & T & F \\ T & T & T \end{bmatrix}$, then PARITY(B, DIM = 1) is $\begin{bmatrix} F & F & T \end{bmatrix}$ and PARITY(B, DIM = 2) is $\begin{bmatrix} F & T \end{bmatrix}$.

5.7.38 PARITY_PREFIX(MASK, DIM, SEGMENT, EXCLUSIVE)

Optional Arguments. DIM, SEGMENT, EXCLUSIVE

Description. Computes a segmented logical exclusive OR scan along dimension DIM of MASK.

Class. Transformational function.

Arguments.

MASK must be of type logical. It must not be scalar.

DIM (optional) must be scalar and of type integer with a value in the range $1 \leq \text{DIM} \leq n$, where n is the rank of **MASK**.

SEGMENT (optional) must be of type logical and must have the same shape as **MASK**.

EXCLUSIVE (optional) must be of type logical and must be scalar.

Result Type, Type Parameter, and Shape. Same as **MASK**.

Result Value. Element r of the result has the value $\text{PARITY}((/ a_1, \dots, a_m /))$ where (a_1, \dots, a_m) is the (possibly empty) set of elements of **MASK** selected to contribute to r by the rules stated in Section 5.4.5.

Example. $\text{PARITY_PREFIX}(/T, F, T, T, T/)$, $\text{SEGMENT} = (/F, F, F, T, T/)$ is $\begin{bmatrix} T & T & F & T & F \end{bmatrix}$.

5.7.39 PARITY_SCATTER(MASK, BASE, INDX1, ..., INDXn)

Description. Scatters elements of **MASK** to positions of the result indicated by index arrays $\text{INDX1}, \dots, \text{INDXn}$. An element of the result is true if and only if the number of true values among the corresponding element of **BASE** and the elements of **MASK** scattered to that position is odd.

Class. Transformational function.

Arguments.

MASK must be of type logical. It must not be scalar.

BASE must be of type logical with the same kind type parameter as **MASK**. It must not be scalar.

$\text{INDX1}, \dots, \text{INDXn}$ must be of type integer and conformable with **MASK**. The number of **INDX** arguments must be equal to the rank of **BASE**.

Result Type, Type Parameter, and Shape. Same as **BASE**.

Result Value. The element of the result corresponding to the element b of **BASE** has the value $\text{PARITY}(/a_1, a_2, \dots, a_m, b/)$, where (a_1, \dots, a_m) are the elements of **MASK** associated with b as described in Section 5.4.4.

Example. $\text{PARITY_SCATTER}(/T, T, T, T/)$, $(/T, F, F/)$, $(/1, 1, 1, 2/)$ is $\begin{bmatrix} F & T & F \end{bmatrix}$.

5.7.40 PARITY_SUFFIX(MASK, DIM, SEGMENT, EXCLUSIVE)

Optional Arguments. **DIM**, **SEGMENT**, **EXCLUSIVE**

Description. Computes a reverse, segmented logical exclusive OR scan along dimension **DIM** of **MASK**.

1 **Class.** Transformational function.

2 **Arguments.**

3
4 **MASK** must be of type logical. It must not be scalar.

5 **DIM** (optional) must be scalar and of type integer with a value in the
6 range $1 \leq \text{DIM} \leq n$, where n is the rank of **MASK**.

7
8 **SEGMENT** (optional) must be of type logical and must have the same shape as
9 **MASK**.

10 **EXCLUSIVE** (optional) must be of type logical and must be scalar.

11
12 **Result Type, Type Parameter, and Shape.** Same as **MASK**.

13 **Result Value.** Element r of the result has the value $\text{PARITY}((/ a_1, \dots, a_m /))$
14 where (a_1, \dots, a_m) is the (possibly empty) set of elements of **MASK** selected to con-
15 tribute to r by the rules stated in Section 5.4.5.
16

17 **Example.** $\text{PARITY_SUFFIX}(/T,F,T,T,T/)$, $\text{SEGMENT}(/F,F,F,T,T/)$ is
18 $\begin{bmatrix} F & T & T & F & T \end{bmatrix}$.
19

20 21 5.7.41 POPCNT(I)

22 **Description.** Return the number of one bits in an integer.

23 **Class.** Elemental function.

24 **Argument.** I must be of type integer.

25 **Result Type and Type Parameter.** Same as I .
26

27 **Result Value.** $\text{POPCNT}(I)$ is the number of one bits in the binary representation of
28 the integer I . The model for the interpretation of an integer as a sequence of bits is
29 in Section 13.5.7 of the Fortran 90 Standard.
30

31 **Example.** $\text{POPCNT}(I) = \text{COUNT}((/ (\text{BTEST}(I,J), J=0, \text{BIT_SIZE}(I)-1) /))$, for
32 scalar I .
33

34 35 5.7.42 POPPAR(I)

36 **Description.** Return the parity of an integer.

37 **Class.** Elemental function.

38 **Argument.** I must be of type integer.

39 **Result Type and Type Parameter.** Same as I .
40

41 **Result Value.** $\text{POPPAR}(I)$ is 1 if there are an odd number of one bits in I and zero
42 if there are an even number. The model for the interpretation of an integer as a
43 sequence of bits is in Section 13.5.7 of the Fortran 90 Standard.
44

45 **Example.** For scalar I , $\text{POPPAR}(x) = \text{MERGE}(1,0,\text{BTEST}(\text{POPCNT}(x),0))$.
46
47
48

5.7.43 PRODUCT_PREFIX(ARRAY, DIM, MASK, SEGMENT, EXCLUSIVE) 1

Optional Arguments. DIM, MASK, SEGMENT, EXCLUSIVE 2

Description. Computes a segmented PRODUCT scan along dimension DIM of ARRAY. 3

Class. Transformational function. 4

Arguments. 5

ARRAY must be of type integer, real, or complex. It must not be scalar. 6

DIM (optional) must be scalar and of type integer with a value in the range $1 \leq \text{DIM} \leq n$, where n is the rank of ARRAY. 7

MASK (optional) must be of type logical and must be conformable with ARRAY. 8

SEGMENT (optional) must be of type logical and must have the same shape as ARRAY. 9

EXCLUSIVE (optional) must be of type logical and must be scalar. 10

Result Type, Type Parameter, and Shape. Same as ARRAY. 11

Result Value. Element r of the result has the value $\text{PRODUCT}((/ a_1, \dots, a_m /))$ where (a_1, \dots, a_m) is the (possibly empty) set of elements of ARRAY selected to contribute to r by the rules stated in Section 5.4.5. 12

Example. $\text{PRODUCT_PREFIX} ((/1,2,3,4,5/), \text{SEGMENT}= (/F,F,F,T,T/))$ is $\begin{bmatrix} 1 & 2 & 6 & 4 & 20 \end{bmatrix}$. 13

5.7.44 PRODUCT_SCATTER(ARRAY,BASE,INDX1, ..., INDXn, MASK) 14

Optional Argument. MASK 15

Description. Scatters elements of ARRAY selected by MASK to positions of the result indicated by index arrays INDX1, ..., INDXn. Each element of the result is equal to the product of the corresponding element of BASE and the elements of ARRAY scattered to that position. 16

Class. Transformational function. 17

Arguments. 18

ARRAY must be of type integer, real, or complex. It must not be scalar. 19

BASE must be of the same type and kind type parameter as ARRAY. It must not be scalar. 20

INDX1, ..., INDXn must be of type integer and conformable with ARRAY. The number of INDX arguments must be equal to the rank of BASE. 21

1 MASK (optional) must be of type logical and must be conformable with
2 ARRAY.

3
4 **Result Type, Type Parameter, and Shape.** Same as BASE.

5 **Result Value.** The element of the result corresponding to the element b of BASE
6 has the value $\text{PRODUCT}(\ (/a_1, a_2, \dots, a_m, b/ \)$, where (a_1, \dots, a_m) are the elements
7 of ARRAY associated with b as described in Section 5.4.4.
8

9 **Example.** $\text{PRODUCT_SCATTER}(\ (/ 1, 2, 3, 1 / \), (\ / 4, -5, 7 / \), (\ / 1, 1, 2, 2 / \))$
10 is $\begin{bmatrix} 8 & -15 & 7 \end{bmatrix}$.
11

12 5.7.45 PRODUCT_SUFFIX(ARRAY, DIM, MASK, SEGMENT, EXCLUSIVE)

13 **Optional Arguments.** DIM, MASK, SEGMENT, EXCLUSIVE

14 **Description.** Computes a reverse, segmented PRODUCT scan along dimension DIM of
15 ARRAY.
16

17 **Class.** Transformational function.
18

19 **Arguments.**

20 ARRAY must be of type integer, real, or complex. It must not be
21 scalar.
22

23 DIM (optional) must be scalar and of type integer with a value in the
24 range $1 \leq \text{DIM} \leq n$, where n is the rank of ARRAY.
25

26 MASK (optional) must be of type logical and must be conformable with
27 ARRAY.
28

29 SEGMENT (optional) must be of type logical and must have the same shape as
30 ARRAY.
31

32 EXCLUSIVE (optional) must be of type logical and must be scalar.
33

34 **Result Type, Type Parameter, and Shape.** Same as ARRAY.

35 **Result Value.** Element r of the result has the value $\text{PRODUCT}(\ (/ a_1, \dots, a_m / \))$
36 where (a_1, \dots, a_m) is the (possibly empty) set of elements of ARRAY selected to con-
37 tribute to r by the rules stated in Section 5.4.5.
38

39 **Example.** $\text{PRODUCT_SUFFIX}(\ (/ 1, 2, 3, 4, 5 / \), \text{SEGMENT} = (\ / F, F, F, T, T / \))$ is
40 $\begin{bmatrix} 6 & 6 & 3 & 20 & 5 \end{bmatrix}$.
41

42 5.7.46 SUM_PREFIX(ARRAY, DIM, MASK, SEGMENT, EXCLUSIVE)

43 **Optional Arguments.** DIM, MASK, SEGMENT, EXCLUSIVE

44 **Description.** Computes a segmented SUM scan along dimension DIM of ARRAY.
45

46 **Class.** Transformational function.
47
48

Arguments.

| | | |
|----------------------|---|------------------|
| ARRAY | must be of type integer, real, or complex. It must not be scalar. | 1 2 3 4 |
| DIM (optional) | must be scalar and of type integer with a value in the range $1 \leq \text{DIM} \leq n$, where n is the rank of ARRAY. | 5 6 |
| MASK (optional) | must be of type logical and must be conformable with ARRAY. | 7 8 |
| SEGMENT (optional) | must be of type logical and must have the same shape as ARRAY. | 9 10 |
| EXCLUSIVE (optional) | must be of type logical and must be scalar. | 11 12 |

Result Type, Type Parameter, and Shape. Same as ARRAY.

Result Value. Element r of the result has the value $\text{SUM}((/ a_1, \dots, a_m /))$ where (a_1, \dots, a_m) is the (possibly empty) set of elements of ARRAY selected to contribute to r by the rules stated in Section 5.4.5.

Example. $\text{SUM_PREFIX}((/1,2,3,4,5/), \text{SEGMENT}=(/F,F,F,T,T/))$ is
 $\begin{bmatrix} 1 & 3 & 6 & 4 & 9 \end{bmatrix}$.

5.7.47 SUM_SCATTER(ARRAY,BASE,INDX1, ..., INDXn, MASK)

Optional Argument. MASK

Description. Scatters elements of ARRAY selected by MASK to positions of the result indicated by index arrays INDX1, ..., INDXn. Each element of the result is equal to the sum of the corresponding element of BASE and the elements of ARRAY scattered to that position.

Class. Transformational function.

Arguments.

| | | |
|-------------------|---|----------------|
| ARRAY | must be of type integer, real, or complex. It must not be scalar. | 31 32 |
| BASE | must be of the same type and kind type parameter as ARRAY. It must not be scalar. | 33 34 35 |
| INDX1, ..., INDXn | must be of type integer and conformable with ARRAY. The number of INDX arguments must be equal to the rank of BASE. | 36 37 38 |
| MASK (optional) | must be of type logical and must be conformable with ARRAY. | 39 40 |

Result Type, Type Parameter, and Shape. Same as BASE.

Result Value. The element of the result corresponding to the element b of BASE has the value $\text{SUM}((/a_1, a_2, \dots, a_m, b/))$, where (a_1, \dots, a_m) are the elements of ARRAY associated with b as described in Section 5.4.4.

Example. $\text{SUM_SCATTER}((/1, 2, 3, 1/), (/4, -5, 7/), (/1, 1, 2, 2/))$ is
 $\begin{bmatrix} 7 & -1 & 7 \end{bmatrix}$.

5.7.48 SUM_SUFFIX(ARRAY, DIM, MASK, SEGMENT, EXCLUSIVE)

Optional Arguments. DIM, MASK, SEGMENT, EXCLUSIVE

Description. Computes a reverse, segmented SUM scan along dimension DIM of ARRAY.

Class. Transformational function.

Arguments.

| | |
|----------------------|---|
| ARRAY | must be of type integer, real, or complex. It must not be scalar. |
| DIM (optional) | must be scalar and of type integer with a value in the range $1 \leq \text{DIM} \leq n$, where n is the rank of ARRAY. |
| MASK (optional) | must be of type logical and must be conformable with ARRAY. |
| SEGMENT (optional) | must be of type logical and must have the same shape as ARRAY. |
| EXCLUSIVE (optional) | must be of type logical and must be scalar. |

Result Type, Type Parameter, and Shape. Same as ARRAY.

Result Value. Element r of the result has the value $\text{SUM}((/ a_1, \dots, a_m /))$ where (a_1, \dots, a_m) is the (possibly empty) set of elements of ARRAY selected to contribute to r by the rules stated in Section 5.4.5.

Example. $\text{SUM_SUFFIX} ((/1,2,3,4,5/), \text{SEGMENT}= (/F,F,F,T,T/))$ is

$$\begin{bmatrix} 6 & 5 & 3 & 9 & 5 \end{bmatrix}.$$

1
2
3
4
5
6
7
8
9
10
11
12
13
14
15
16
17
18
19
20
21
22
23
24
25
26
27
28
29
30
31
32
33
34
35
36
37
38
39
40
41
42
43
44
45
46
47
48

Section 6

Extrinsic Procedures

This chapter defines the mechanism by which HPF programs may call non-HPF subprograms as *extrinsic procedures*. It provides the information needed to write an explicit interface for a non-HPF procedure. It defines the means for handling distributed and replicated data at the interface. This allows the programmer to use non-Fortran language facilities, perhaps to descend to a lower level of abstraction to handle problems that are not efficiently addressed by HPF, to hand-tune critical kernels, or to call optimized libraries. This interface can also be used to interface HPF to other languages, such as C.

Advice to implementors. Annex A describes a suggested approach to supporting the coding of single-processor “node” code in single-processor Fortran 90 or in a single-processor subset of HPF; the idea is that only data that is mapped to a given physical processor is accessible to it. This allows the programming of MIMD multiprocessor machines in a single-program multiple-data (SPMD) style. (*End of advice to implementors.*)

6.1 Overview

It may be desirable for an HPF program to call a procedure written in a language other than HPF. Such a procedure might be written in any of a number of languages:

- A single-thread-of-control language not unlike HPF, where *one* copy of the procedure is conceptually executing and there is a single locus of control within the program text.
- A multiple-thread-of-control language, perhaps with dynamic assignment of loop iterations to processors or explicit dynamic process forking, where again there is, at least initially (upon invocation) *one* copy of the procedure that is conceptually executing but which may spawn multiple loci of control, possibly changing in number over time, within the program text.
- Any programming language targeted to a single processor, with the understanding that many copies of the procedure will be executed, one on each processor; this is frequently referred to as SPMD (Single Program, Multiple Data) style. We refer to a procedure written in this fashion as a *local* procedure.

A local procedure might be written in Fortran 77, Fortran 90, C, Ada, or Pascal, for example. A particularly interesting possibility is that a local procedure might be written in HPF! Not all HPF facilities may be used in writing local code, because some facilities address the question of executing on multiple processors and local code by definition runs on a single processor. See Annex A.

A called procedure that is written in a language other than HPF, whether or not it uses the local procedure execution model should be declared **EXTRINSIC** within an HPF program that calls it. The **EXTRINSIC** prefix declares what sort of interface should be used when calling indicated subprograms.

6.2 Definition and Invocation of Extrinsic Procedures

An explicit interface must be provided for each extrinsic procedure entry in the scope where it is called, using an interface block. This interface defines the “HPF view” of the extrinsic procedure.

```
H601 extrinsic-prefix          is EXTRINSIC ( extrinsic-kind-keyword )
H602 extrinsic-kind-keyword is HPF
                                     or HPF_LOCAL
```

An *extrinsic-prefix* may appear in a *subroutine-stmt* or *function-stmt* (as defined in the Fortran 90 standard) in the same place that the keyword **RECURSIVE** might appear. See Section 4.3 for the extended forms of the grammar rules for *function-stmt* and *subroutine-stmt* covering this case.

The *extrinsic-kind-keyword* indicates the kind of extrinsic interface to be used. (It may be helpful to think of this name as being to the subprogram calling interface what a **KIND** parameter is for a numeric type. However, an *extrinsic-kind* is not integer-valued; it is merely a keyword.) HPF defines two such keywords: **HPF** and **HPF_LOCAL**. The keyword **HPF_LOCAL** is intended for use in calling routines coded in the “local HPF” style described in Annex A. The keyword **HPF** refers to the interface normally used for calling ordinary HPF routines. Thus writing **EXTRINSIC(HPF)** in an HPF program has exactly the same effect as not using an **EXTRINSIC** specifier at all.

Rationale. HPF defines the *extrinsic-kind-keyword* **HPF** primarily to set an example for other programming languages that might adopt this style of interface specification. For example, in an extended Fortran 90 compiler it would not be redundant to specify **EXTRINSIC(HPF)**, though it might be redundant to specify **EXTRINSIC(F90)**. In a C compiler it would not be redundant to specify **extrinsic(hpf)**. (*End of rationale.*)

A subprogram with an extrinsic interface lies outside the scope of HPF. However, explicit interfaces to such subprograms must conform to HPF. Note that any particular HPF implementation is free to support any selection of extrinsic kind keywords, or none at all except for **HPF** itself. Examples:


```

1      INTERFACE
2          EXTRINSIC(HPF_LOCAL) FUNCTION BAGEL(X)
3              REAL X(:)
4              REAL BAGEL(100)
5      !HPF$    DISTRIBUTE (CYCLIC) :: X, BAGEL
6          END FUNCTION
7      END INTERFACE
8
9      INTERFACE OPERATOR (+)
10         EXTRINSIC(C_LOCAL) FUNCTION LATKES(X, Y)    RESULT(Z)
11             REAL, DIMENSION(:, :) :: X
12             REAL, DIMENSION(SIZE(X,1), SIZE(X,2)) :: Y, Z
13     !HPF$    ALIGN WITH X :: Y, Z
14     !HPF$    DISTRIBUTE (BLOCK, BLOCK) X
15         END FUNCTION
16     END INTERFACE
17
18     INTERFACE KNISH
19
20         FUNCTION RKNISH(X)                            !normal HPF interface
21             REAL X(:), RKNISH
22         END RKNISH
23
24         EXTRINSIC(SISAL) FUNCTION CKNISH(X)          !extrinsic interface
25             COMPLEX X(:), CKNISH
26         END CKNISH
27
28     END INTERFACE

```

In the last interface block, two external procedures, one of them extrinsic and one not, are associated with the same generic procedure name, which returns a scalar of the same type as its array argument.

The intent is that a call to an extrinsic subprogram behaves, as observed by a calling program coded in HPF, exactly as if the subprogram has been coded in HPF.

Advice to implementors. This is an obligation placed on the implementation of the interface and perhaps on the programmer when coding an extrinsic routine. However, it is also desirable to grant a certain freedom of implementation strategy so long as the obligation is satisfied. To this end an implementation may place certain restrictions on the programmer; moreover, each *extrinsic-kind-keyword* may call for a different set of restrictions.

For example, an implementation on a parallel processor may find it convenient to replicate scalar arguments so as to provide a copy on every processor. This is permitted so long as this process is invisible to the caller. One way to achieve this is to place a restriction on the programmer: on return from the subprogram, all the copies of this scalar argument must have the same value. This implies that if the dummy argument has `INTENT(OUT)`, then all copies must have been updated consistently by the time of subprogram return. (*End of advice to implementors.*)

6.3 Requirements on the Called Extrinsic Procedure

HPF requires a called extrinsic procedure to satisfy the following behavioral requirements:

1. The overall implementation must behave as if all actions of the caller preceding the subprogram invocation are completed before any action of the subprogram is executed; and as if all actions of the subprogram are completed before any action of the caller following the subprogram invocation is executed.
2. IN/OUT intent restrictions declared in the interface for the extrinsic subroutine must be obeyed.
3. Replicated variables, if updated, must be updated consistently. More precisely, if a variable accessible to a local subprogram has a replicated representation and is updated by (one or more copies of) the local subroutine, then all copies of the replicated data must have identical values when the last processor returns from the local procedure.
4. No HPF variable is modified unless it could be modified by an HPF procedure with the same explicit interface.
5. When a subprogram returns and the caller resumes execution, all objects accessible to the caller after the call are mapped exactly as they were before the call.

Advice to implementors.

Note that, as with a non-extrinsic (that is, ordinary HPF) subprogram, actual arguments may be copied or remapped in any way, so long as the effect is undone on return from the subprogram.

(End of advice to implementors.)

6. Exactly the same set of processors are visible to the HPF environment before and after the subprogram call.

The call to an extrinsic procedure that fulfills these rules is semantically equivalent to the execution of an ordinary HPF procedure.

Annex A has examples of the use of local subprograms through extrinsic interfaces.

1
2
3
4
5
6 **Section 7**
7

8
9
10 **Storage and Sequence Association**
11
12
13

14 HPF allows the mapping of variables across multiple processors in order to improve parallel
15 performance. FORTRAN 77 and Fortran 90 both specify relationships between the storage
16 for data objects associated through **COMMON** and **EQUIVALENCE** statements, and the order of
17 array elements during association at procedure boundaries between actual arguments and
18 dummy arguments. Otherwise, the location of data is not constrained by the language.

19 **COMMON** and **EQUIVALENCE** statements constrain the alignment of different data items
20 based on the underlying model of storage units and storage sequences:

21 *Storage association is the association of two or more data objects that occurs*
22 *when two or more storage sequences share or are aligned with one or more storage*
23 *units.*

24 — Fortran Standard (14.6.3.1)
25

26 The model of storage association is a single linearly addressed memory, based on the tradi-
27 tional single address space, single memory unit architecture. This model can cause severe
28 inefficiencies on architectures where storage for variables is mapped.

29 Sequence association refers to the order of array elements that Fortran requires when
30 an array expression or array element is associated with a dummy array argument:

31 *The rank and shape of the actual argument need not agree with the rank and*
32 *shape of the dummy argument, ...*

33 — Fortran Standard (12.4.1.4)
34

35 As with storage association, sequence association is a natural concept only in systems with
36 a linearly addressed memory.

37 As an aid to porting FORTRAN 77 codes, HPF allows codes that rely on sequence and
38 storage association to be valid in HPF. Some modification to existing FORTRAN 77 codes
39 may nevertheless be necessary. This chapter explains the relationship between HPF data
40 mapping and sequence and storage association.
41

42 **7.1 Storage Association**
43

44 **7.1.1 Definitions**
45

- 46 1. **COMMON** blocks are either *sequential* or *nonsequential*, as determined by either explicit
47 directive or compiler default. A sequential **COMMON** block has a single common block
48 storage sequence (5.5.2.1).

2. An *aggregate variable group* is a collection of variables whose individual storage sequences are parts of a single storage sequence.

Variables associated by **EQUIVALENCE** statements or by a combination of **EQUIVALENCE** and **COMMON** statements form an aggregate variable group. The variables of a sequential **COMMON** block form a single aggregate variable group.

3. The *size* of an aggregate variable group is the number of storage units in the group's storage sequence (14.6.3.1).

4. If there is a member in an aggregate variable group whose storage sequence is totally associated (14.6.3.3) with the storage sequence of the aggregate variable group, that variable is called an *aggregate cover*.

5. Variables are either *sequential* or *nonsequential*. A variable is *sequential* if and only if any of the following holds:

- (a) it appears in a sequential **COMMON** block;
- (b) it is a member of an aggregate variable group;
- (c) it is an assumed-size array;
- (d) it is a component of a derived type with the Fortran 90 **SEQUENCE** attribute; or
- (e) it is declared to be sequential in an HPF **SEQUENCE** directive.

A sequential variable can be storage associated or sequence associated; nonsequential variables cannot.

6. A **COMMON** block contains a sequence of *components*. Each component is either an aggregate variable group, or a variable that is not a member of any aggregate variable group. Sequential **COMMON** blocks contain a single component. Nonsequential **COMMON** blocks may contain several components that may be nonsequential or sequential variables or aggregate variable groups.

7. A variable is *explicitly mapped* if it appears in an HPF alignment or distribution directive within the scoping unit in which it is declared; otherwise it is *implicitly mapped*.

7.1.2 Examples of Definitions

```

IMPLICIT REAL (A-Z)
COMMON /F00/ A(100), B(100), C(100), D(100), E(100)
DIMENSION X(100), Y(150), Z(200)

```

!Example 1:

```

EQUIVALENCE ( A(1), Z(1) )
!Four components: (A, B), C, D, E
!Sizes are: 200, 100, 100, 100

```

!Example 2:

```

EQUIVALENCE ( B(100), Y(1) )

```

```

1      !Three components A, (B, C, D), E
2      !Sizes are: 100, 300, 100
3
4      !Example 3:
5          EQUIVALENCE ( E(1), Y(1) )
6      !Five components: A, B, C, D, E
7      !Sizes are: 100, 100, 100, 100, 150
8
9      !Example 4:
10         EQUIVALENCE ( A(51), X(1) ) ( B(100), Y(1) )
11      !Two components (A, B, C, D), E
12      !Sizes are: 400, 100
13
14      !Example 5:
15         EQUIVALENCE ( A(51), X(1) ) ( C(80), Y(1) )
16      !Two components: (A, B), (C, D, E)
17      !Sizes are: 200, 300
18
19      !Example 6:
20         EQUIVALENCE (Y(100), Z(1))
21      !One aggregate variable group (Y, Z), not involving the COMMON block.
22      !Size is 299
23
24      !Example 7:
25      !HPF$ SEQUENCE /F00/
26      !The COMMON has one component, (A, B, C, D, E)
27      !Size is 500

```

In Examples 1–6, COMMON block /F00/ is nonsequential. Aggregate variable groups are shown as components in parentheses. Aggregate covers are Z in Example 1 and Y in Example 3.

7.1.3 Sequence Directives

A SEQUENCE directive is defined to allow a user to declare explicitly that variables or COMMON blocks are to be treated by the compiler as sequential. (COMMON blocks are by default non-sequential. Variables are nonsequential unless Definition 5 applies.) Some implementations may supply an optional compilation environment where the SEQUENCE directive is applied by default. For completeness in such an environment, HPF defines a NO SEQUENCE directive to allow a user to establish that the usual nonsequential default should apply to a scoping unit, or selected variables and COMMON blocks within the scoping unit.

```

41      H701 sequence-directive      is SEQUENCE [ [ :: ] association-name-list ]
42                                     or NO SEQUENCE [ [ :: ] association-name-list ]
43
44      H702 association-name        is variable-name
45                                     or / common-block-name /
46

```

Constraint: The result variable of an array-valued function that is not an intrinsic function is a nonsequential array. It may not appear in any HPF SEQUENCE directive.

Constraint: A variable or **COMMON** block name may appear at most once in a *sequence-directive* within any scoping unit.

7.1.4 Storage Association Rules

1. A *sequence-directive* with an empty *association-name-list* is treated as if it contained the name of all implicitly mapped variables and **COMMON** blocks in the scoping unit which cannot otherwise be determined to be sequential or nonsequential by their language context.
2. A sequential variable may not be explicitly mapped unless it is a scalar or rank-one array that is an aggregate cover. If there is more than one aggregate cover for an aggregate variable group, only one may be explicitly mapped.
3. No explicit mapping may be given for a component of a derived type having the Fortran 90 **SEQUENCE** attribute.
4. If a **COMMON** block is nonsequential, then all of the following must hold:
 - (a) Every occurrence of the **COMMON** block has exactly the same number of components with each corresponding component having a storage sequence of exactly the same size;
 - (b) If a component is a nonsequential variable in *any* occurrence of the **COMMON** block, then it must be nonsequential with identical type, shape, and mapping attributes in *every* occurrence of the **COMMON** block;
 - (c) If a component is sequential and explicitly mapped (either a variable or an aggregate variable group with an explicitly mapped aggregate cover) in any occurrence of the **COMMON** block, then it must be sequential and explicitly mapped with identical mapping attributes in *every* occurrence of the **COMMON** block. In addition, the type and shape of the explicitly mapped variable must be identical in all occurrences; and
 - (d) Every occurrence of the **COMMON** block must be nonsequential.

7.1.5 Storage Association Discussion

Advice to users. Under these rules, variables in a **COMMON** block can be mapped as long as the components of the **COMMON** block are the same in every scoping unit that declares the **COMMON** block. Rules 4 and 5 also allow variables involved in an **EQUIVALENCE** statement to be mapped by the mechanism of declaring a rank-one array to cover exactly the aggregate variable group and mapping that array.

Since an HPF program is nonconforming if it specifies any mapping that would cause a scalar data object to be mapped onto more than one abstract processor, there is a constraint on the sequential variables and aggregate covers that can be mapped. In particular, programs that direct double precision or complex arrays to be mapped such that the storage units of a single array element are split because of some **EQUIVALENCE** statement or **COMMON** block layout are nonconforming.

Correct FORTRAN 77 or Fortran 90 programs will not necessarily be correct without modification in HPF. As the examples in the next section illustrate, use of

`EQUIVALENCE` with `COMMON` blocks can impact mappability of the variables in subtle ways. To allow maximum optimization for performance, the HPF default for variables is to consider them mappable. In order to get correct separate compilation for subprograms that use `COMMON` blocks with different aggregate variable groups in different scoping units, it will be necessary to insert the HPF `SEQUENCE` directive.

As a check-list for a user to determine the status of a variable or `COMMON` block, the following questions can be applied, in order:

- Does the variable appear in some explicit language context which dictates sequential (e.g. `EQUIVALENCE`) or nonsequential (e.g. array-valued function result variable)?
- If not, does the variable appear in an explicit mapping directive?
- If not, does the variable or `COMMON` block name appear in the list of names on a `SEQUENCE` or `NO SEQUENCE` directive?
- If not, does the scoping unit contain a nameless `SEQUENCE` or `NO SEQUENCE`?
- If not, is the compilation affected by some special implementation-dependent environment which dictates that names default to `SEQUENCE`?
- If not, then the compiler will consider the variable or `COMMON` block name non-sequential and is free to apply data mapping optimizations disregarding Fortran sequence and storage association.

(End of advice to users.)

Advice to implementors. In order to protect the user and to facilitate portability of older codes, two implementation options are strongly recommended. First, every implementation should supply some mechanism to verify that the type and shape of every mappable array and the sizes of aggregate variable groups in `COMMON` blocks are the same in every scoping unit unless the `COMMON` blocks are declared to be sequential. This same check should also verify that identical mappings have been selected for the variables in `COMMON` blocks. Implementations without interprocedural information can use a link-time check. The second implementation option recommended is a mechanism to declare that variables and `COMMON` blocks for a given compilation should be considered sequential unless declared otherwise. The purpose of this feature is to permit compilation of large old libraries or subprograms where storage association is known to exist without requiring that the code be modified to apply the HPF `SEQUENCE` directive to every `COMMON` block. *(End of advice to implementors.)*

7.1.6 Examples of Storage Association

```
IMPLICIT REAL (A-Z)
COMMON /FOO/ A(100), B(100), C(100), D(100), E(100)
DIMENSION X(100), Y(150), Z(200), ZZ(300)
```

```
EQUIVALENCE ( A(1), Y(1) )
!Aggregate variable group is not mappable.
!Sizes are: 200, 100, 100, 100.
```

```

EQUIVALENCE ( B(100), Y(1) ), ( B(1), ZZ(1) )           1
!Aggregate variable group is mappable only by mapping ZZ.  2
!ZZ is an aggregate cover for B, C, D, and Y.             3
!Sizes are: 100, 300, 100.                                4
                                                            5
EQUIVALENCE ( E(1), Y(1) )                               6
!Aggregate variable group is mappable by mapping Y.       7
!Sizes are: 100, 100, 100, 100, 150.                     8
                                                            9
COMMON /TWO/ A(20,40),E(10,10),G(10,100,1000),H(100),P(100) 10
REAL COVER(200)                                          11
EQUIVALENCE (COVER(1), H(1))                             12
!HPF$ SEQUENCE A                                         13
!HPF$ ALIGN E ...                                        14
!HPF$ DISTRIBUTE COVER (CYCLIC(2))                       15

```

Here A is sequential and implicitly mapped, E is explicitly mapped, G is implicitly mapped, the aggregate cover of the aggregate variable group (H, P) is explicitly mapped. /TWO/ is a nonsequential COMMON block.

In another subprogram, the following declarations may occur:

```

COMMON /TWO/ A(800), E(10,10), G(10,100,1000), Z(200)   21
!HPF$ SEQUENCE A, Z                                       22
!HPF$ ALIGN E ...                                        23
!HPF$ DISTRIBUTE Z (CYCLIC(2))                           24

```

There are four components of the same size in both occurrences. Components one and four are sequential. Components two and four are explicitly mapped, with the same type, shape and mapping attributes.

The first component, A, must be declared sequential in both occurrences because its shape is different. It may not be explicitly mapped in either because it is not rank-one or scalar in the first.

E and G must agree in type and shape in both occurrences. E must have the same explicit mapping and G must have no explicit mapping in both occurrences, since they are nonsequential variables.

The fourth component must have the same explicit mapping in both occurrences, and must be made sequential explicitly in the second.

7.2 Argument Passing and Sequence Association

For actual arguments in a procedure call, Fortran 90 allows an array element (scalar) to be associated with a dummy argument that is an array. It furthermore allows the shape of a dummy argument to differ from the shape of the corresponding actual array argument, in effect reshaping the actual argument via the subroutine call. Storage sequence properties of Fortran are used to identify the values of the dummy argument. This feature, carried over from FORTRAN 77, has been widely used to pass starting addresses of subarrays, rows or columns of a larger array, to procedures. For HPF arrays that are potentially mapped across processors, this feature is not fully supported.

7.2.1 Sequence Association Rules

1. When an array element or the name of an assumed-size array is used as an actual argument, the associated dummy argument must be a scalar or specified to be a sequential array.

An array-element designator of a nonsequential array must not be associated with a dummy array argument.

2. When an actual argument is an array or array section and the corresponding dummy argument differs from the actual argument in shape, then the dummy argument must be declared sequential and the actual array argument must be sequential.

3. A variable of type character (scalar or array) is nonsequential if it conforms to the requirements of Definition 5 of Section 7.1.1. If the length of an explicit-length character dummy argument differs from the length of the actual argument, then both the actual and dummy arguments must be sequential.

7.2.2 Discussion of Sequence Association

When the shape of the dummy array argument and its associated actual array argument differ, the actual argument must not be an expression. There is no HPF mechanism for declaring that the value of an array-valued expression is sequential. In order to associate such an expression as an actual argument with a dummy argument of different rank, the actual argument must first be assigned to a named array variable that is forced to be sequential according to Definition 5 of Section 7.1.1.

7.2.3 Examples of Sequence Association

Given the following subroutine fragment:

```
SUBROUTINE HOME (X)
  DIMENSION X (20,10)
```

By rule 1

```
CALL HOME (ET (2,1))
```

is legal only if **X** is declared sequential in **HOME** and **ET** is sequential in the calling routine.

Likewise, by rule 2

```
CALL HOME (ET)
```

requires either that **ET** and **X** are both sequential arrays or that **ET** is dimensioned exactly the same as **X**.

Rule 3 addresses a special consideration for variables of type character. Change of the length of character variables across a call, as in

```
CHARACTER (LEN=44) one_long_word
one_long_word = 'Chargoggagoggmanchaugagoggchaubunagungamaugg'
CALL webster(one_long_word)
```

```
SUBROUTINE webster(short_dictionary)
CHARACTER (LEN=4) short_dictionary (11)
!Note that short_dictionary(3) is 'agog', for example
```

is conceptually legal in FORTRAN 77 and Fortran 90. In HPF, both the actual argument
and dummy argument must be sequential. (By the way, “Chargoggagoggmanchaugagog-
gchaubunagungamaugg” is the original Nipmuc name for what is now called “Lake Webster”
in Massachusetts.)

1
2
3
4
5
6
7
8
9
10
11
12
13
14
15
16
17
18
19
20
21
22
23
24
25
26
27
28
29
30
31
32
33
34
35
36
37
38
39
40
41
42
43
44
45
46
47
48

1
2
3
4
5
6 **Section 8**
7

8
9 **Subset High Performance Fortran**
10
11
12

13
14 This chapter presents a subset of HPF capable of being implemented more rapidly than the
15 full HPF. A subset implementation will provide a portable interim HPF capability. Full
16 HPF implementations should be developed as rapidly as possible. The definition of the
17 subset language is intended to be a minimal requirement. A given implementation may
18 support additional Fortran 90 and HPF features.
19

20 **8.1 Fortran 90 Features in Subset High Performance Fortran**
21

22 The items listed here are the features of the HPF subset language. For reference, the section
23 numbers from the Fortran 90 standard are given along with the related syntax rule numbers:
24

- 25 • All FORTRAN 77 standard conforming features, except for storage and sequence
26 association. (See Section 7 for detailed discussion of the exception.)
27
- 28 • The Fortran 90 definitions of MIL-STD-1753 features:
 - 29 – DO WHILE statement (8.1.4.1.1 / R821)
 - 30 – END DO statement (8.1.4.1.1 / R825)
 - 31 – IMPLICIT NONE statement (5.3 / R540)
 - 32 – INCLUDE line (3.4)
 - 33 – scalar bit manipulation intrinsic procedures: IOR, IAND, NOT, IEXOR, ISHFT,
34 ISHFTC, BTEST, IBSET, IBCLR, IBITS, MVBITS (13.13)
 - 35 – binary, octal and hexadecimal constants for use in DATA statements (4.3.1.1 /
36 R407 and 5.2.9 / R533)
 - 37
 - 38
 - 39
- 40 • Arithmetic and logical array features:
 - 41 – array sections (6.2.2.3 / R618–621)
 - 42 * subscript triplet notation (6.2.2.3.1)
 - 43 * vector-valued subscripts (6.2.2.3.2)
 - 44
 - 45
 - 46 – array constructors limited to one level of implied DO (4.5 / R431)
 - 47 – arithmetic and logical operations on whole arrays and array sections (2.4.3, 2.4.5,
48 and 7.1)

- array assignment (2.4.5, 7.5, 7.5.1.4, and 7.5.1.5) 1
- masked array assignment (7.5.3) 2
 - * **WHERE** statement (7.5.3 / R738) 3
 - * block **WHERE . . . ELSEWHERE** construct (7.5.3 / R739) 4
- array-valued external functions (12.5.2.2) 6
- automatic arrays (5.1.2.4.1) 7
- **ALLOCATABLE** arrays and the **ALLOCATE** and **DEALLOCATE** statements (5.1.2.4.3, 6.3.1 / R622, and 6.3.3 / R631) 8
- assumed-shape arrays (5.1.2.4.2 / R516) 9

- Intrinsic procedures: 12

The list of intrinsic functions and subroutines below is a combination of (a) routines which are entirely new to Fortran and (b) routines that have always been part of Fortran, but now have been extended to new argument and result types. The new or extended definitions of these routines are part of the subset. If a FORTRAN 77 routine is not included in this list, then only the original FORTRAN 77 definition is part of the subset. 13

For all of the intrinsics that have an optional argument **DIM**, only actual argument expressions for **DIM** that are initialization expressions and hence deliver a known shape at compile time are part of the subset. The intrinsics with this constraint are marked with † in the list below. 14

- the argument presence inquiry function: **PRESENT** (13.10.1) 15
- all the numeric elemental functions: **ABS**, **AIMAG**, **AIMT**, **ANINT**, **CEILING**, **CMPLX**, **CONJG**, **DBLE**, **DIM**, **DPROD**, **FLOOR**, **INT**, **MAX**, **MIN**, **MOD**, **MODULO**, **NINT**, **REAL**, **SIGN** (13.10.2) 16
- all mathematical elemental functions: **ACOS**, **ASIN**, **ATAN**, **ATAN2**, **COS**, **COSH**, **EXP**, **LOG**, **LOG10**, **SIN**, **SINH**, **SQRT**, **TAN**, **TANH** (13.10.3) 17
- all the bit manipulation elemental functions : **BTEST**, **IAND**, **IBCLR**, **IBITS**, **IBSET**, **IEOR**, **IOR**, **ISHFT**, **ISHFTC**, **NOT** (13.10.10) 18
- all the vector and matrix multiply functions: **DOT_PRODUCT**, **MATMUL** (13.10.13) 19
- all the array reduction functions: **ALL**†, **ANY**†, **COUNT**†, **MAXVAL**†, **MINVAL**†, **PRODUCT**†, **SUM**†(13.10.14) 20
- all the array inquiry functions: **ALLOCATED**, **LBOUND**†, **SHAPE**, **SIZE**†, **UBOUND**†(13.10.15) 21
- all the array construction functions: **MERGE**, **PACK**, **SPREAD**†, **UNPACK** (13.10.16) 22
- the array reshape function: **RESHAPE** (13.10.17) 23
- all the array manipulation functions: **CSHIFT**†, **EOSHIFT**†, **TRANSPOSE** (13.10.18) 24
- all array location functions: **MAXLOC**†, **MINLOC**†(13.10.19) 25
- all intrinsic subroutines: **DATE_AND_TIME**, **MVBITS**, **RANDOM_NUMBER**, **RANDOM_SEED**, **SYSTEM_CLOCK** (3.11) 26

- Declarations: 27

- 1 – Type declaration statements, with all forms of *type-spec* except *kind-selector*
- 2 and `TYPE`(type-name), and all forms of *attr-spec* except *access-spec*, `TARGET`, and
- 3 `POINTER`. (5.1 / R501-503, R510)
- 4 – attribute specification statements: `ALLOCATABLE`, `INTENT`, `OPTIONAL`, `PARAMETER`,
- 5 `SAVE` (5.2)
- 6
- 7 • Procedure features:
- 8 – `INTERFACE` blocks with no *generic-spec* or *module-procedure-stmt* (12.3.2.1)
- 9 – optional arguments (5.2.2)
- 10 – keyword argument passing (12.4.1 /R1212)
- 11
- 12 • Syntax improvements:
- 13 – long (31 character) names (3.2.2)
- 14 – lower case letters (3.1.7)
- 15 – use of “_” in names (3.1.3)
- 16 – “!” initiated comments, both full line and trailing (3.3.2.1)
- 17
- 18

19 8.2 Discussion of the Fortran 90 Subset Features

20

21 *Rationale.* There are many Fortran 90 features which are useful and relatively easy

22 to implement, but are not included in the subset language. Features were selected for

23 the subset language for several reasons.

24 The MIL-STD-1753 features have been implemented so widely that many users have

25 forgotten that they are not part of FORTRAN 77. They are included in the HPF

26 subset.

27 The biggest addition to FORTRAN 77 in the HPF subset language is the inclusion

28 of the array language. A number of vendors have identified the usefulness of array

29 operations for concise expression of parallelism and already support these features.

30 However, the character array language is not part of the subset.

31 The new storage classes such as allocatable, automatic, and assumed-shape objects

32 are included in the subset. They provide an important alternative to the use of storage

33 association features such as `EQUIVALENCE` for memory management.

34 Interface blocks have been added to the subset in order to facilitate use of the HPF

35 directives across subroutine boundaries. The interface blocks provide a mechanism

36 to specify the expected mapping of data, in addition to the types and intents of the

37 arguments.

38 There were other Fortran 90 features considered for the subset. Some features such as

39 `CASE` or `NAMelist` were recognized as popular features of Fortran 90, but had no direct

40 bearing on high performance. Other features such as support for double precision

41 complex (via `KIND`) or procedureless `MODULES` were rejected because of the perception

42 that the additional implementation complexity might delay release of subset compilers.

43 It was not a goal of HPFF to define an “ideal” subset of Fortran 90 for all purposes.

44 Additional syntactic improvements are included, such as long names and the “!” form

45 of comments, because of their general usefulness in program documentation, including

46 the description of HPF itself. (*End of rationale.*)

47

48

8.3 HPF Features Not in Subset High Performance Fortran

All HPF directives and language extensions are included in the HPF subset language with the following exceptions:

- The `REALIGN`, `REDISTRIBUTE`, and `DYNAMIC` directives;
- The `INHERIT` directive used with a *dist-format-clause* or *dist-target* that is transcriptive (“lone star”) either explicitly or implicitly;
- The `PURE` function attribute;
- The *forall-construct*;
- The HPF library and the `HPF_LIBRARY` module;
- Actual argument expressions corresponding to optional `DIM` arguments to the Fortran 90 `MAXLOC` and `MINLOC` intrinsic functions that are not initialization expressions; and
- The `EXTRINSIC` function attribute.

8.4 Discussion of the HPF Extension Subset

Rationale. The data mapping features of the HPF subset are limited to static mappings, plus the possible remapping of arguments across the interface of subprogram boundaries. Since the subset language does not include `MODULES`, and `COMMON` block variables cannot be remapped, this restriction only impacts remapping of local variables and additional remapping of arguments, after the subprogram boundary. The `INHERIT` directive may be used in the subset, but the user must provide an explicit descriptive or prescriptive distribution for the dummy argument in question.

Only the simplest version of `FORALL` statement is required in the subset. Note that the omission of the `PURE` attribute from the subset means that only HPF and Fortran 90 intrinsic functions can be called from the `FORALL` statement. No other subprograms can be called.

Only the intrinsics which are useful for declaration of variables and mapping inquiries are included in the subset. The full set of extended operations proposed for the HPF library is not required and since `MODULE` is not part of the subset, the `HPF_LIBRARY` module is also not part of the subset. The extrinsic interface attribute is also not in the subset. This includes any specific extrinsic models such as the model described in the Annex A.

All of these HPF language reductions are made in the spirit of allowing vendors to produce a usable subset version of HPF quickly so that initial experimentation with the language can begin. This list of HPF features excluded from the subset should not be interpreted as requiring implementors to omit the features from the subset. Implementations with as many HPF features as possible are encouraged. The list does, however, establish the features a user should avoid if an HPF application is expected to be moved between different HPF subset implementations. (*End of rationale.*)

Annex A

Coding Local Routines in HPF and Fortran 90

This annex defines a mechanism for coding single-processor “node” code in single-processor Fortran 90 or in a single-processor subset of HPF; the idea is that only data that is mapped to a given physical processor is accessible to it. This allows the programming of MIMD multiprocessor machines in a single-program multiple-data (SPMD) style. Implementation-specific libraries may be provided to facilitate communication between the physical processors that are independently executing this code, but the specification of such libraries is outside the scope of HPF and outside the scope of this annex.

The **EXTRINSIC** mechanism, which allows an HPF programmer to declare a calling interface to a non-HPF subprogram, is described in Section 6 of the HPF specification.

From the caller’s standpoint, an invocation of an extrinsic procedure from a “global” HPF program has the same semantics as an invocation of a regular procedure. The callee may see a different picture. This annex describes a particular set of conventions for coding callees in the “local” style in which a copy of the subprogram executes on each processor (of which there may be one or many).

An extrinsic procedure can be defined as explicit SPMD code by specifying the local procedure code that is to execute on each processor. HPF provides a mechanism for defining local procedures in a subset of HPF that excludes only data mapping directives, which are not relevant to local code. If a subprogram definition or interface uses the *extrinsic-kind-keyword* **HPF_LOCAL**, then an HPF compiler should assume that the subprogram is coded as a local procedure. Because local procedures written in HPF are thus syntactically distinguished, they may be intermixed unambiguously with global HPF code if the implementor of an HPF language processor chooses to support such intermixing.

This annex is divided into three parts:

1. The contract between the caller and a callee that is a local procedure, that is, defined as explicit Single Program Multiple Data (SPMD) code.
2. A specific version of this interface for the case where the callee is a local procedure coded in HPF (*extrinsic-kind-keyword* **HPF_LOCAL**). Such local procedures may be compiled separately or included as part of the text of a global HPF program.
3. A specific version of this interface for the case where extrinsic procedures are defined as explicit SPMD code with each local procedure coded in Fortran 90 (the *extrinsic-kind-keyword* might be, for instance, **F90_LOCAL**). Ideally these local procedures may

be separately compiled by a Fortran 90 compiler and then linked with HPF code, though this depends on implementation details.

A.1 Conventions for Local Subprograms

All HPF arrays accessible to an extrinsic procedure (arrays passed as arguments) are logically carved up into pieces; the local procedure executing on a particular physical processor sees an array containing just those elements of the global array that are mapped to that physical processor.

It is important not to confuse the extrinsic procedure, which is conceptually a single procedural entity called from the HPF program, with the local procedures, which are executed on each node, one apiece. An *invocation* of an extrinsic procedure results in a separate invocation of a local procedure on each processor. The *execution* of an extrinsic procedure consists of the concurrent execution of a local procedure on each executing processor. Each local procedure may terminate at any time by executing a `RETURN` statement. However, the extrinsic procedure as a whole terminates only after every local procedure has terminated; in effect, the processors are synchronized before return to a global HPF caller.

It is technically feasible to define extrinsic procedures in any other parallel language that maps to this basic SPMD execution model, or in any sequential language, including single-processor Fortran 90, with the understanding that one copy of the sequential code is executed on each processor. The extrinsic procedure interface is designed to ease implementation of local procedures in languages other than HPF; however, it is beyond the scope of the HPF specification or this annex to dictate implementation requirements for such languages or implementations. Nevertheless, a suggested way to use Fortran 90 to define local procedures is discussed in Section A.3.

With the exception of returning from a local procedure to the global caller that initiated local execution, there is no implicit synchronization of the locally executing processors. A local procedure may use any control structure whatsoever. To access data outside the processor requires either preparatory communication to copy data into the processor before running the local code, or communication between the separately executing copies of the local procedure. Individual implementations may provide implementation-dependent means for communicating, for example through a message-passing library or a shared-memory mechanism. Such communication mechanisms are beyond the scope of this specification. Note, however, that many useful portable algorithms that require only independence of control structure can take advantage of local routines, without requiring a communication facility.

This model assumes only that array axes are mapped independently to axes of a rectangular processor grid, each array axis to at most one processor axis (no “skew” distributions) and no two array axes to the same processor axis. This restriction suffices to ensure that each physical processor contains a subset of array elements that can be locally arranged in a rectangular configuration. (Of course, to compute the global indices of an element given its local indices, or vice versa, may be quite a tangled computation—but it will be possible.)

It is recommended that if, in any given implementation, an interface kind does not obey the conventions described in the section, then the name of that interface kind should not end in “`_LOCAL`”.

A.1.1 Conventions for Calling Local Subprograms

The default mapping of scalar dummy arguments and of scalar function results is such that the argument is replicated on each physical processor. These mappings may, optionally, be explicit in the interface, but any other explicit mapping is not HPF conforming.

As in the case of non-extrinsic subprograms, actual arguments may be mapped in any way; if necessary, they are copied automatically to correctly mapped temporaries before invocation of and after return from the extrinsic procedure.

A.1.2 Calling Sequence

The actions detailed below have to occur prior to the invocation of the local procedure on each processor. These actions are enforced by the compiler of the calling routine, and are not the responsibility of the programmer, nor do they impact the local procedure. (The next section discusses restrictions on the local procedure.)

1. The processors are synchronized. In other words, all actions that logically precede the call are completed.
2. Each actual argument is remapped, if necessary, according to the directives (explicit or implicit) in the declared interface for the extrinsic procedure. Thus, HPF mapping directives appearing in the interface are binding—the compiler must obey these directives in calling local extrinsic procedures. (The reason for this rule is that data mapping is explicitly visible in local routines). Actual arguments corresponding to scalar dummy arguments are replicated (by broadcasting, for example) in all processors.
3. If a variable accessible to the called routine has a replicated representation, then all copies are updated prior to the call to contain the correct current value according to the sequential semantics of the source program.

After these actions have occurred, the local procedure is invoked on each processor. The information available to the local invocation is described below in Section A.1.3.

The following actions must occur before control is transferred back to the caller.

1. All processors are synchronized after the call. In other words, execution of every copy of the local routine is completed before execution in the caller is resumed.
2. The original distribution of arguments (and of the result of an extrinsic function) is restored, if necessary.

Advice to implementors. An implementation might check, before returning from the local subprogram, to make sure that replicated variables have been updated consistently by the subprogram. However, there is certainly no requirement—perhaps not even any encouragement—to do so. This is merely a tradeoff between speed and, for instance, debuggability. (*End of advice to implementors.*)

A.1.3 Information Available to the Local Procedure

The local procedure invoked on each processor is passed a *local argument* for each *global argument* passed by the caller to the (global) extrinsic procedure interface. Each global argument is a distributed HPF array or a replicated scalar. The corresponding local argument is the part of the global array stored locally, or the local copy of a scalar argument. An array actual argument passed by an HPF caller is called a *global array*; the subgrid of that global array passed to one copy of a local routine (because it resides in that processor) is called a *local array*.

If the extrinsic procedure is a function, then the local procedure is also a function. Each local invocation of that function will return the local part of the extrinsic function return value. If the extrinsic function is scalar-valued then the implicit mapping of the return value is replicated. Thus, all local functions must return the same value. If one desires to return one, possibly distinct, value per processor, then the extrinsic function must be declared to return a distributed rank-one array of size `NUMBER_OF_PROCESSORS`.

The run-time interface should provide enough information that each local function can discover for each local argument the mapping of the corresponding global argument, translate global indices to local indices, and vice-versa. A specific set of procedures that provide this information is listed in Section A.2.3. The manner in which this information is made available to the local routine depends on the implementation and the programming language used for the local routine.

A.2 Local Routines Written in HPF

This section provides a specific design for providing the required information to local procedures in the case these procedures are written in HPF.

Local procedures may be declared within an HPF program (and be compiled by an HPF compiler). The *subroutine-stmt* or *function-stmt* that begins the subprogram must contain the prefix `EXTRINSIC(HPF_LOCAL)`.

A.2.1 Restrictions

There are some restrictions on what HPF features may be used in writing a local, per-processor procedure.

A local HPF program unit may invoke other local program units or internal procedures, but it may not invoke an ordinary, “global” HPF routine. If a global HPF program calls local subprogram `A` with an actual array argument `X`, and `A` receives a portion of array `X` as dummy argument `P`, then `A` may call another local subprogram `B` and pass `P` or a section of `P` as an actual argument to `B`.

A local HPF program unit may not access global HPF data other than data that is accessible, either directly or indirectly, via the actual arguments. In particular, a local HPF program unit does not have access to global HPF `COMMON` blocks; `COMMON` blocks appearing in local HPF program units are not identified with global HPF `COMMON` blocks. The same name may not be used to identify a `COMMON` block both within a local HPF program unit and an HPF program unit in the same executable program.

Local program units can use all HPF constructs except for `DISTRIBUTE`, `REDISTRIBUTE`, `ALIGN`, `REALIGN`, and `INHERIT` directives. The distribution query library subroutines `HPF_ALIGNMENT`, `HPF_TEMPLATE`, and `HPF_DISTRIBUTION` may be applied to local arrays. Their

1 outcome is the same as for a global array that happens to have all its elements on a single
2 node.

3 Scalar dummy arguments must be mapped so that each processor has a copy of the
4 argument. This holds true, by convention, if no mapping is specified for the argument in the
5 interface. Thus, the constraint disallows only explicit alignment and distribution directives
6 in an explicit interface that imply that a scalar dummy argument is not replicated on all
7 processors.

8 An `EXTRINSIC(HPF_LOCAL)` routine may not be `RECURSIVE`.

9 An `EXTRINSIC(HPF_LOCAL)` routine may not have alternate returns.

10 An `EXTRINSIC(HPF_LOCAL)` routine may not be invoked, either directly or indirectly,
11 in the body of a `FORALL` construct or in the body of an `INDEPENDENT` loop.

12 The attributes (type, kind, rank, optional, intent) of the dummy arguments must match
13 the attributes of the corresponding dummy arguments in the explicit interface. A dummy
14 argument of an `EXTRINSIC(HPF_LOCAL)` routine may not be a procedure name.

15 A dummy argument of an `EXTRINSIC(HPF_LOCAL)` routine may not have the `POINTER`
16 attribute.

17 A dummy argument of an `EXTRINSIC(HPF_LOCAL)` routine must be nonsequential.

18 A dummy array argument of an `EXTRINSIC(HPF_LOCAL)` routine must have assumed
19 shape, even when it is explicit shape in the interface. Note that, in general, the shape of a
20 dummy array argument differs from the shape of the corresponding actual argument, unless
21 there is a single executing processor.

22 Explicit mapping directives for dummy arguments and function result variables may
23 not appear in a local procedure, although they may appear (in the case of the result of an
24 array-valued function, they must appear) in the required explicit interface accessible to the
25 caller.

26 A local procedure may have several `ENTRY` points. A global HPF caller must contain a
27 separate extrinsic interface for each entry point that can be invoked from the HPF program.
28

29 A.2.2 Argument Association

30
31 If a dummy argument of an `EXTRINSIC(HPF_LOCAL)` routine is an array, then the corre-
32 sponding dummy argument in the specification of the local procedure must be an array of
33 the same rank, type, and type parameters. When the extrinsic procedure is invoked, the
34 local dummy argument is associated with the local array that consists of the subgrid of the
35 global array that is stored locally. This local array will be a valid HPF array.

36 If a dummy argument of an `EXTRINSIC(HPF_LOCAL)` routine is a scalar then the cor-
37 responding dummy argument of the local procedure must be a scalar of the same type.
38 When the extrinsic procedure is invoked then the local procedure is passed an argument
39 that consists of the local copy of the replicated scalar. This copy will be a valid HPF scalar.

40 If an `EXTRINSIC(HPF_LOCAL)` routine is a function, then the local procedure is a function
41 that returns a scalar of the same type and type parameters, or an array of the same rank,
42 type, and type parameters, as the HPF extrinsic function. The value returned by each local
43 invocation is the local part of the value returned by the HPF invocation.

44 Each physical processor has at most one copy of each HPF variable.

45 Consider the following extrinsic interface:
46

47 `INTERFACE`

48 `EXTRINSIC(HPF_LOCAL) FUNCTION MATZOH(X, Y) RESULT(Z)`

```

REAL, DIMENSION(:, :) :: X
REAL, DIMENSION(SIZE(X,1)) :: Y, Z
!HPF$ ALIGN WITH X(:,*) :: Y(:), Z(:)
!HPF$ DISTRIBUTE X(BLOCK, CYCLIC)
END FUNCTION
END INTERFACE

```

The corresponding local HPF procedure is specified as follows.

```

EXTRINSIC(HPF_LOCAL) FUNCTION MATZOH(XX, YY) RESULT(ZZ)
REAL, DIMENSION(:, :) :: XX
REAL, DIMENSION(5 : SIZE(XX,1)+4) :: YY, ZZ
NX1 = SIZE(XX, 1)
LX1 = LBOUND(XX, 1)
UX1 = UBOUND(XX, 1)
NX2 = SIZE(XX, 2)
LX2 = LBOUND(XX, 2)
UX2 = UBOUND(XX, 2)
NY = SIZE(YY, 1)
LY = LBOUND(YY, 1)
UY = UBOUND(YY, 1)
...
END FUNCTION

```

Assume that the function is invoked with an actual (global) array X of shape 3×3 and an actual vector Y of length 3 on a 4-processor machine, using a 2×2 processor arrangement (assuming one abstract processor per physical processor).

Then each local invocation of the function `MATZOH` receives the following actual arguments:

| | |
|-------------------|-----------------|
| Processor (1,1) | Processor (1,2) |
| $X(1,1)$ $X(1,3)$ | $X(1,2)$ |
| $X(2,1)$ $X(2,3)$ | $X(2,2)$ |
| $Y(1)$ | $Y(1)$ |
| $Y(2)$ | $Y(2)$ |
| Processor (2,1) | Processor (2,2) |
| $X(3,1)$ $X(3,3)$ | $X(3,2)$ |
| $Y(3)$ | $Y(3)$ |

Here are the values to which each processor would set $NX1$, $LX1$, $UX1$, $NX2$, $LX2$, $UX2$, NY , LY , and UY :

```

1      Processor (1,1)                Processor (1,2)
2      NX1 = 2  LX1 = 1  UX1 = 2      NX1 = 2  LX1 = 1  UX1 = 2
3      NX2 = 2  LX2 = 1  UX2 = 2      NX2 = 1  LX2 = 1  UX2 = 1
4      NY = 2   LY = 5   UY = 6       NY = 2   LY = 5   UY = 6
5
6      Processor (2,1)                Processor (2,2)
7      NX1 = 1  LX1 = 1  UX1 = 1      NX1 = 1  LX1 = 1  UX1 = 1
8      NX2 = 2  LX2 = 1  UX2 = 2      NX2 = 1  LX2 = 1  UX2 = 1
9      NY = 1   LY = 5   UY = 5       NY = 1   LY = 5   UY = 5

```

The return array `ZZ` is distributed identically to `YY`: Processors (1,1) and (1,2) should return identical rank one arrays of size 2; processors (2,1) and (2,2) should return identical rank one arrays of size 1.

An actual argument to an extrinsic procedure may be a pointer. Since the corresponding dummy argument may not have the `POINTER` attribute, the dummy argument becomes associated with the target of the HPF global pointer. In no way may a local pointer become pointer associated with a global HPF target. Therefore, an actual argument may not be of a derived-type containing a pointer component.

Rationale. It is expected that global pointer variables will have a different representation from that of local pointer variables, at least on distributed memory machines, because of the need to carry additional information for global addressing. This restriction could be lifted in the future. (*End of rationale.*)

Other inquiry intrinsics, such as `ALLOCATED` or `PRESENT`, should also behave as expected. Note that when a global array is passed to a local routine, some processors may receive an empty subarray. Such argument is `PRESENT` and has `SIZE` zero.

A.2.3 HPF Local Routine Library

Local HPF procedures can use any HPF intrinsic or library procedure.

Advice to implementors. The arguments to such procedures will be local arrays. Depending on the implementation, the actual code for the intrinsic and library routines used by local HPF procedures may or may not be the same code used when called from global HPF code. (*End of advice to implementors.*)

In addition, several local library procedures are provided to query the global mapping of an actual argument to an extrinsic function. These library procedures take as input the name of a dummy argument and return information on the corresponding global HPF actual argument. They may be invoked only by a local procedure that was directly invoked by global HPF code. If module facilities are available, they reside in a module called `HPF_LOCAL_LIBRARY`; a local routine that calls them should include the statement

```
USE HPF_LOCAL_LIBRARY
```

or some functionally appropriate variant thereof.

The local HPF library also provides a new derived type `PROCID`, to be used for processor identifiers. Each physical processor has a distinct identifier of type `PROCID`. It is assumed that a function is available to find the identifier of each executing processor—the syntax for calling such a function is beyond the scope of this document.

Advice to implementors.

It is likely that in many implementations type PROCID will be effectively identical to type INTEGER.

(End of advice to implementors.)

A.2.3.1 GLOBAL_ALIGNMENT(ARRAY, ...)

This has the same interface and behavior as the HPF inquiry subroutine HPF_ALIGNMENT, but it returns information about the *global* HPF array actual argument associated with the local dummy argument ARRAY, rather than returning information about the local array.

A.2.3.2 GLOBAL_DISTRIBUTION(ARRAY, ...)

This has the same interface and behavior as the HPF inquiry subroutine HPF_DISTRIBUTION, but it returns information about the *global* HPF array actual argument associated with the local dummy argument ARRAY, rather than returning information about the local array.

A.2.3.3 GLOBAL_TEMPLATE(ARRAY, ...)

This has the same interface and behavior as the HPF inquiry subroutine HPF_TEMPLATE, but it returns information about the *global* HPF array actual argument associated with the local dummy argument ARRAY, rather than returning information about the local array.

A.2.3.4 ABSTRACT_TO_PHYSICAL(ARRAY, INDEX, PROC)

Description. Returns processor identification for the physical processor associated with a specified abstract processor relative to a global actual argument array.

Class. Subroutine.

Arguments.

ARRAY may be of any type; it must be a dummy array that is associated with a global HPF array actual argument. It is an INTENT(IN) argument.

INDEX must be a rank-1 integer array containing the coordinates of an abstract processor in the processors arrangement onto which the global HPF array is mapped. It is an INTENT(IN) argument. The size of INDEX must equal the rank of the processors arrangement.

PROC must be scalar and of type PROCID. It is an INTENT(OUT) argument. It receives the identifying value for the physical processor associated with the abstract processor specified by INDEX.

A.2.3.5 PHYSICAL_TO_ABSTRACT(ARRAY, PROC, INDEX)

Description. Returns coordinates for an abstract processor, relative to a global actual argument array, corresponding to a specified physical processor.

Class. Subroutine.

Arguments.

ARRAY may be of any type; it must be a dummy array that is associated with a global HPF array actual argument. It is an **INTENT(IN)** argument.

PROC must be scalar and of type **PROCID**. It is an **INTENT(IN)** argument. It contains an identifying value for a physical processor.

INDEX must be a rank-1 integer array. It is an **INTENT(OUT)** argument. The size of **INDEX** must equal the rank of the processor arrangement onto which the global HPF array is mapped. **INDEX** receives the coordinates within this processors arrangement of the abstract processor associated with the physical processor specified by **PROC**.

This procedure can be used only on systems where there is a one-to-one correspondence between abstract processors and physical processors. On systems where this correspondence is one-to-many an equivalent, system-dependent procedure should be provided.

A.2.3.6 LOCAL_TO_GLOBAL(ARRAY, L_INDEX, G_INDEX)

Description. Converts a set of local coordinates within a local dummy array to an equivalent set of global coordinates within the associated global HPF actual argument array.

Class. Subroutine.

Arguments.

ARRAY may be of any type; it must be a dummy array that is associated with a global HPF array actual argument. It is an **INTENT(IN)** argument.

L_INDEX must be a rank-1 integer array whose size is equal to the rank of **ARRAY**. It is an **INTENT(IN)** argument. It contains the coordinates of an element within the local dummy array **ARRAY**.

G_INDEX must be a rank-1 integer array whose size is equal to the rank of **ARRAY**. It is an **INTENT(OUT)** argument. It receives the coordinates within the global HPF array actual argument of the element identified within the local array by **L_INDEX**.

A.2.3.7 GLOBAL_TO_LOCAL(*ARRAY*, *G_INDEX*, *L_INDEX*, *LOCAL*)

Optional arguments. *L_INDEX*, *LOCAL*

Description. Converts a set of global coordinates within a global HPF actual argument array to an equivalent set of local coordinates within the associated local dummy array.

Class. Subroutine.

Arguments.

ARRAY may be of any type; it must be a dummy array that is associated with a global HPF array actual argument. It is an *INTENT(IN)* argument.

G_INDEX must be a rank-1 integer array whose size is equal to the rank of *ARRAY*. It is an *INTENT(IN)* argument. It contains the coordinates of an element within the global HPF array actual argument associated with the local dummy array *ARRAY*.

L_INDEX (optional) must be a rank-1 integer array whose size is equal to the rank of *ARRAY*. It is an *INTENT(OUT)* argument. It receives the coordinates within the local dummy array of the element identified within the global actual argument array by *G_INDEX*. However, the values in *L_INDEX* are undefined if the value returned (or that would be returned) in *LOCAL* is false.

LOCAL (optional) must be scalar and of type *LOGICAL*. It is an *INTENT(OUT)* argument. It is set to *.TRUE.* if the local array contains a copy of the global array element and to *.FALSE.* otherwise.

A.3 Local Routines Written in Fortran 90

The suggested interface to local SPMD routines written in Fortran 90 is the same as that for HPF local routines, with these few exceptions:

- Only Fortran 90 constructs should be used; it may not be possible to use extensions peculiar to HPF such as *FORALL* and the HPF library routines.
- It is recommended that Fortran 90 language processors to be used for this purpose be extended to support the HPF local distribution query routines *GLOBAL_ALIGNMENT*, *GLOBAL_TEMPLATE*, and *GLOBAL_DISTRIBUTION* and the *PROCID* derived type as described in Section A.2.3. It is also recommended that these facilities be defined in a Fortran 90 module named *HPF_LOCAL_LIBRARY*.
- Assuming that the intent is to compile such routines with a non-HPF Fortran 90 compiler, the Fortran 90 program text should be in separate files rather than incorporated into HPF source code.

- The suggested extrinsic kind keyword for this calling interface is `F90_LOCAL`.

The restrictions listed in Section A.2.1 ought to apply as well to local routines written in Fortran 90.

A.3.1 Argument Association

If a dummy argument in the HPF explicit extrinsic interface is an array, then the corresponding dummy argument in the specification of the local procedure must be an array of the same rank, type, and type parameters. When the extrinsic procedure is invoked, the local dummy argument is associated with the local array that consists of the subgrid of the global array that is stored locally. This local array will be a valid Fortran 90 array.

If a dummy argument in the HPF explicit extrinsic interface is a scalar then the corresponding dummy argument of the local procedure must be a scalar of the same type. When the extrinsic procedure is invoked then the local procedure is passed an argument that consists of the local copy of the replicated scalar. This copy will be a valid Fortran 90 scalar.

If an HPF explicit extrinsic interface defines a function, then the local procedure should be a Fortran 90 function that returns a scalar of the same type and type parameters, or an array of the same rank, type, and type parameters, as the HPF extrinsic function. The value returned by each local invocation is the local part of the value returned by the HPF invocation.

A.4 Example HPF Extrinsic Procedures

The first example shows an `INTERFACE` block, call, and subroutine definition for matrix multiplication:

```

29      ! The NEWMATMULT routine computes C=A*B. A copy of row A(I,*) and
30      ! column B(*,J) is broadcast to the processor that computes C(I,J)
31      ! before the call to NEWMATMULT.

```

```

32
33      INTERFACE
34          EXTRINSIC(HPF_LOCAL) SUBROUTINE NEWMATMULT(A, B, C)
35              REAL, DIMENSION(:, :), INTENT(IN) :: A, B
36              REAL, DIMENSION(:, :), INTENT(OUT) :: C
37      !HPF$   ALIGN A(I,J) WITH *C(I,*)
38      !HPF$   ALIGN B(I,J) WITH *C(*,J)
39          END SUBROUTINE NEWMATMULT
40      END INTERFACE
41      ...
42      CALL NEWMATMULT(A,B,C)
43      ...

```

```

45      ! The Local Subroutine Definition:

```

```

46      ! Each processor is passed 3 arrays of rank 2. Assume that the
47      ! global HPF arrays A,B and C have dimensions LxM, MxN and LxN,
48      ! respectively. The local array CC is (a copy of) a rectangular

```

```

! subarray of C. Let I1,I2,...,Ir and J1,J2,...,Js be,      1
! respectively, the row and column indices of this subarray at a      2
! processor. Then AA is (a copy of) the subarray of A with row      3
! indices I1,...,Ir and column indices 1,...,M; and BB is (a copy      4
! of) the subarray of B with row indices 1,...,M and column      5
! indices J1,...,Js. C may be replicated, in which case copies      6
! of C(I,J) will be consistently updated at various processors.      7
!                                                                    8
      EXTRINSIC(HPF_LOCAL) SUBROUTINE NEWMATMULT(AA, BB, CC)      9
      REAL, DIMENSION(:, :), INTENT(IN) :: AA, BB                10
      REAL, DIMENSION(:, :), INTENT(OUT) :: CC                   11
!HPF$ ALIGN AA(I,J) WITH *CC(I,*)                                12
!HPF$ ALIGN BB(I,J) WITH *CC(*,J)                                13
      INTEGER I,J                                                14
!                                                                    15
! loop uses local indices                                        16
!                                                                    17
      DO I = LBOUND(CC,1), UBOUND(CC,1)                          18
        DO J = LBOUND(CC,2), UBOUND(CC,2)                        19
          CC(I,J) = DOT_PRODUCT(AA(I,:), BB(:,J))                20
        END DO                                                  21
      END DO                                                    22
      RETURN                                                    23
      END                                                        24

```

The second example shows an INTERFACE block, call, and subroutine definition for sum reduction:

```

! The SREDUCE routine computes at each processor the sum of      29
! the local elements of an array of rank 1. It returns an      30
! array that consists of one sum per processor. The sum      31
! reduction is completed by reducing this array of partial      32
! sums. The function fails if the array is replicated.      33
! (Replicated arrays could be handled by a more complicated code.) 34
!                                                                    35
      INTERFACE                                                  36
        EXTRINSIC(HPF_LOCAL) FUNCTION SREDUCE(A) RESULT(R)      37
          REAL, DIMENSION(NUMBER_OF_PROCESSORS()) :: R          38
!HPF$ DISTRIBUTE (BLOCK) :: R                                    39
          REAL, DIMENSION(:), INTENT(IN) :: A                  40
        END FUNCTION SREDUCE                                    41
      END INTERFACE                                            42
      ...                                                       43
      TOTAL = SUM(SREDUCE(A))                                    44
      ...                                                       45
! The Local Subroutine Definition                                46
      EXTRINSIC(HPF_LOCAL) FUNCTION SREDUCE(AA) RESULT R        47

```

```
1      REAL, DIMENSION(:) :: R
2      !HPF$ DISTRIBUTE (BLOCK) :: R
3      REAL, DIMENSION(:), INTENT(IN) :: AA
4
5      INTEGER COPIES
6
7      CALL GLOBAL_ALIGNMENT(AA, NUMBER_OF_COPIES = COPIES)
8      IF (COPIES > 1) CALL ERROR()           ! array is replicated
9      ! Additional code to check that template is not replicated
10     ...
11     ! Array is not replicated -- compute local sum
12     R(1) = SUM(AA)
13     RETURN
14     END
15
16
17
18
19
20
21
22
23
24
25
26
27
28
29
30
31
32
33
34
35
36
37
38
39
40
41
42
43
44
45
46
47
48
```

1
2
3
4
5
6
7
8
9
10
11
12
13
14
15
16
17
18
19
20
21
22
23
24
25
26
27
28
29
30
31
32
33
34
35
36
37
38
39
40
41
42
43
44
45
46
47
48

Annex B

Syntax Rules

B.2 High Performance Fortran Terms and Concepts

B.2.3 Syntax of Directives

H201 *hpf-directive-line* is *directive-origin hpf-directive*

H202 *directive-origin* is !HPF\$
or CHPF\$
or *HPF\$

H203 *hpf-directive* is *specification-directive*
or *executable-directive*

H204 *specification-directive* is *processors-directive*
or *align-directive*
or *distribute-directive*
or *dynamic-directive*
or *inherit-directive*
or *template-directive*
or *combined-directive*
or *sequence-directive*

H205 *executable-directive* is *realign-directive*
or *redistribute-directive*
or *independent-directive*

Constraint: An *hpf-directive-line* cannot be commentary following another statement on the same line.

Constraint: A *specification-directive* may appear only where a *declaration-construct* may appear.

Constraint: An *executable-directive* may appear only where an *executable-construct* may appear.

Constraint: An *hpf-directive-line* follows the rules of either Fortran 90 free form (3.3.1.1) or fixed form (3.3.2.1) comment lines, depending on the source form of the surrounding Fortran 90 source form in that program unit. (3.3)

B.3 Data Alignment and Distribution Directives

B.3.2 Syntax of Data Alignment and Distribution Directives

H301 *combined-directive* **is** *combined-attribute-list* **::** *entity-decl-list*

H302 *combined-attribute* **is** ALIGN *align-attribute-stuff*
 or DISTRIBUTE *dist-attribute-stuff*
 or DYNAMIC
 or INHERIT
 or TEMPLATE
 or PROCESSORS
 or DIMENSION (*explicit-shape-spec-list*)

Constraint: The same *combined-attribute* must not appear more than once in a given *combined-directive*.

Constraint: If the DIMENSION attribute appears in a *combined-directive*, any entity to which it applies must be declared with the HPF TEMPLATE or PROCESSORS type specifier.

B.3.3 DISTRIBUTE and REDISTRIBUTE Directives

H303 *distribute-directive* **is** DISTRIBUTE *distributee dist-directive-stuff*

H304 *redistribute-directive* **is** REDISTRIBUTE *distributee dist-directive-stuff*
 or REDISTRIBUTE *dist-attribute-stuff* **::** *distributee-list*

H305 *dist-directive-stuff* **is** *dist-format-clause* [*dist-onto-clause*]

H306 *dist-attribute-stuff* **is** *dist-directive-stuff*
 or *dist-onto-clause*

H307 *distributee* **is** *object-name*
 or *template-name*

H308 *dist-format-clause* **is** (*dist-format-list*)
 or * (*dist-format-list*)
 or *

H309 *dist-format* **is** BLOCK [(*int-expr*)]
 or CYCLIC [(*int-expr*)]
 or *

H310 *dist-onto-clause* **is** ONTO *dist-target*

H311 *dist-target* **is** *processors-name*
 or * *processors-name*
 or *

Constraint: An *object-name* mentioned as a *distributee* must be a simple name and not a subobject designator.

Constraint: An *object-name* mentioned as a *distributee* may not appear as an *alignee* in an ALIGN or REALIGN directive.

1 Constraint: A *distributee* that appears in a REDISTRIBUTE directive must have the DYNAMIC
2 attribute (see Section 3.5).

3
4 Constraint: If a *dist-format-list* is specified, its length must equal the rank of each *distribu-*
5 *tee*.

6
7 Constraint: If both a *dist-format-list* and a *processors-name* appear, the number of elements
8 of the *dist-format-list* that are not “*” must equal the rank of the named
9 processor arrangement.

10
11 Constraint: If a *processors-name* appears but not a *dist-format-list*, the rank of each *dis-*
12 *tributee* must equal the rank of the named processor arrangement.

13
14 Constraint: If either the *dist-format-clause* or the *dist-target* in a DISTRIBUTE directive
15 begins with “*” then every *distributee* must be a dummy argument.

16
17 Constraint: Neither the *dist-format-clause* nor the *dist-target* in a REDISTRIBUTE may begin
18 with “*”.

19
20 Constraint: Any *int-expr* appearing in a *dist-format* of a DISTRIBUTE directive must be a
21 *specification-expr*.

22 B.3.4 ALIGN and REALIGN Directives

23 H312 *align-directive* is ALIGN *alignee align-directive-stuff*

24 H313 *realign-directive* is REALIGN *alignee align-directive-stuff*
25 or REALIGN *align-attribute-stuff* :: *alignee-list*

26
27 H314 *align-directive-stuff* is (*align-source-list*) *align-with-clause*

28
29 H315 *align-attribute-stuff* is [(*align-source-list*)] *align-with-clause*

30 H316 *alignee* is *object-name*

31 H317 *align-source* is :
32 or *
33 or *align-dummy*

34
35 H318 *align-dummy* is *scalar-int-variable*

36
37 Constraint: An *object-name* mentioned as an *alignee* may not appear as a *distributee* in a
38 DISTRIBUTE or REDISTRIBUTE directive.

39
40 Constraint: Any *alignee* that appears in a REALIGN directive must have the DYNAMIC at-
41 tribute (see Section 3.5).

42
43 Constraint: The *align-source-list* (and its surrounding parentheses) must be omitted if the
44 *alignee* is scalar. (In some cases this will preclude the use of the statement
45 form of the directive.)

46
47 Constraint: If the *align-source-list* is present, its length must equal the rank of the alignee.

48
49 Constraint: An *align-dummy* must be a named variable.

Constraint: An object may not have both the **INHERIT** attribute and the **ALIGN** attribute. (However, an object with the **INHERIT** attribute may appear as an *alignee* in a **REALIGN** directive, provided that it does not appear as a *distributee* in a **DISTRIBUTE** or **REDISTRIBUTE** directive.)

| | | | |
|------|----------------------------|---|----------------------|
| H319 | <i>align-with-clause</i> | is WITH <i>align-spec</i> | 1 |
| H320 | <i>align-spec</i> | is <i>align-target</i> [(<i>align-subscript-list</i>)] or * <i>align-target</i> [(<i>align-subscript-list</i>)] | 2 3 4 |
| H321 | <i>align-target</i> | is <i>object-name</i> or <i>template-name</i> | 5 6 |
| H322 | <i>align-subscript</i> | is <i>int-expr</i> or <i>align-subscript-use</i> or <i>subscript-triplet</i> or * | 7 8 9 10 |
| H323 | <i>align-subscript-use</i> | is [[<i>int-level-two-expr</i>] <i>add-op</i>] <i>align-add-operand</i> or <i>align-subscript-use</i> <i>add-op</i> <i>int-add-operand</i> | 11 12 13 14 |
| H324 | <i>align-add-operand</i> | is [<i>int-add-operand</i> *] <i>align-primary</i> or <i>align-add-operand</i> * <i>int-mult-operand</i> | 15 16 17 18 |
| H325 | <i>align-primary</i> | is <i>align-dummy</i> or (<i>align-subscript-use</i>) | 19 20 21 22 |
| H326 | <i>int-add-operand</i> | is <i>add-operand</i> | 23 24 |
| H327 | <i>int-mult-operand</i> | is <i>mult-operand</i> | 25 26 |
| H328 | <i>int-level-two-expr</i> | is <i>level-2-expr</i> | 27 28 |

Constraint: If the *align-spec* in an **ALIGN** directive begins with “*” then every *alignee* must be a dummy argument.

Constraint: The *align-spec* in a **REALIGN** may not begin with “*”.

Constraint: Each *align-dummy* may appear at most once in an *align-subscript-list*.

Constraint: An *align-subscript-use* expression may contain at most one occurrence of an *align-dummy*.

Constraint: An *align-dummy* may not appear anywhere in the *align-spec* except where explicitly permitted to appear by virtue of the grammar shown above. Paraphrased, one may construct an *align-subscript-use* by starting with an *align-dummy* and then doing additive and multiplicative things to it with any integer expressions that contain no *align-dummy*.

Constraint: A *subscript* in an *align-subscript* may not contain occurrences of any *align-dummy*.

Constraint: An *int-add-operand*, *int-mult-operand*, or *int-level-two-expr* must be of type integer.

B.3.5 DYNAMIC Directive

H329 *dynamic-directive* **is** DYNAMIC *alignee-or-distributee-list*

H330 *alignee-or-distributee* **is** *alignee*
 or *distributee*

Constraint: An object in COMMON may not be declared DYNAMIC and may not be aligned to an object (or template) that is DYNAMIC. (To get this kind of effect, Fortran 90 modules must be used instead of COMMON blocks.)

Constraint: An object with the SAVE attribute may not be declared DYNAMIC and may not be aligned to an object (or template) that is DYNAMIC.

B.3.7 PROCESSORS Directive

H331 *processors-directive* **is** PROCESSORS *processors-decl-list*

H332 *processors-decl* **is** *processors-name* [(*explicit-shape-spec-list*)]

H333 *processors-name* **is** *object-name*

B.3.8 TEMPLATE Directive

H334 *template-directive* **is** TEMPLATE *template-decl-list*

H335 *template-decl* **is** *template-name* [(*explicit-shape-spec-list*)]

H336 *template-name* **is** *object-name*

B.3.9 INHERIT Directive

H337 *inherit-directive* **is** INHERIT *dummy-argument-name-list*

B.4 Data Parallel Statements and Directives

B.4.1 The FORALL Statement

H401 *forall-stmt* **is** FORALL *forall-header forall-assignment*

H402 *forall-header* **is** (*forall-triplet-spec-list* [, *scalar-mask-expr*])

Constraint: Any procedure referenced in the *scalar-mask-expr* of a *forall-header* must be pure, as defined in Section 4.3.

H403 *forall-triplet-spec* **is** *index-name* = *subscript* : *subscript* [: *stride*]

Constraint: *index-name* must be a scalar integer variable.

Constraint: A *subscript* or *stride* in a *forall-triplet-spec-list* must not contain a reference to any *index-name* in the *forall-triplet-spec-list* in which it appears.

H404 *forall-assignment* **is** *assignment-stmt*
 or *pointer-assignment-stmt*

Constraint: Any procedure referenced in a *forall-assignment*, including one referenced by a defined operation or assignment, must be pure as defined in Section 4.3.

- 1 • As the assignment variable of an *assignment-stmt*;
- 2 • As a DO variable or implied DO variable, or as an *index-name* in a *forall-*
- 3 *triplet-spec*;
- 4 • As an *input-item* in a *read-stmt*;
- 5 • As an *internal-file-unit* in a *write-stmt*;
- 6 • As an IOSTAT= or SIZE= specifier in an I/O statement.
- 7 • In an *assign-stmt*;
- 8 • As the *pointer-object* or *target* of a *pointer-assignment-stmt*;
- 9 • As the *expr* of an *assignment-stmt* whose assignment variable is of a de-
- 10 rived type, or is a pointer to a derived type, that has a pointer component
- 11 at any level of component selection;
- 12 • As an *allocate-object* or *stat-variable* in an *allocate-stmt* or *deallocate-*
- 13 *stmt*, or as a *pointer-object* in a *nullify-stmt*; or
- 14 • As an actual argument associated with a dummy argument with INTENT
- 15 (OUT) or INTENT(INOUT) or with the POINTER attribute.
- 16 (OUT) or INTENT(INOUT) or with the POINTER attribute.
- 17
- 18 Constraint: Any procedure referenced in a pure function, including one referenced via a
- 19 defined operation or assignment, must be pure.
- 20
- 21 Constraint: A dummy argument or the dummy result of a pure function may be explicitly
- 22 aligned only with another dummy argument or the dummy result, and may
- 23 not be explicitly distributed or given the INHERIT attribute.
- 24
- 25 Constraint: In a pure function, a local variable may be explicitly aligned only with another
- 26 local variable, a dummy argument, or the result variable. A local variable may
- 27 not be explicitly distributed.
- 28
- 29 Constraint: In a pure function, a dummy argument, local variable, or the result variable
- 30 must not have the DYNAMIC attribute.
- 31
- 32 Constraint: In a pure function, a global variable must not appear in a *realign-directive* or
- 33 *redistribute-directive*.
- 34
- 35 Constraint: A pure function must not contain a *print-stmt*, *open-stmt*, *close-stmt*, *backspace-*
- 36 *stmt*, *endfile-stmt*, *rewind-stmt*, *inquire-stmt*, or a *read-stmt* or *write-stmt*
- 37 whose *io-unit* is an *external-file-unit* or *.
- 38
- 39 Constraint: A pure function must not contain a *pause-stmt* or *stop-stmt*.
- 40
- 41 Constraint: The *specification-part* of a pure subroutine must specify the intents of all
- 42 dummy arguments except procedure arguments and arguments that have the
- 43 POINTER attribute.
- 44
- 45 Constraint: A local variable declared in the *specification-part* or *internal-function-part* of a
- 46 pure subroutine must not have the SAVE attribute.
- 47
- 48 Constraint: The *execution-part* or *internal-subprogram-part* of a pure subroutine must not
- use a dummy parameter with INTENT(IN), a global variable, or an object that
- is storage associated with a global variable, or a subobject thereof, in the
- following contexts:

- As the assignment variable of an *assignment-stmt*; 1
- As a DO variable or implied DO variable, or as a *index-name* in a *forall-triplet-spec*; 2
- As an *input-item* in a *read-stmt*; 3
- As an *internal-file-unit* in a *write-stmt*; 4
- As an IOSTAT= or SIZE= specifier in an I/O statement. 5
- In an *assign-stmt*; 6
- As the *pointer-object* or *target* of a *pointer-assignment-stmt*; 7
- As the *expr* of an *assignment-stmt* whose assignment variable is of a derived type, or is a pointer to a derived type, that has a pointer component at any level of component selection; 8
- As an *allocate-object* or *stat-variable* in an *allocate-stmt* or *deallocate-stmt*, or as a *pointer-object* in a *nullify-stmt*; 9
- As an actual argument associated with a dummy argument with **INTENT** (OUT) or **INTENT**(INOUT) or with the **POINTER** attribute. 10

Constraint: Any procedure referenced in a pure subroutine, including one referenced via a defined operation or assignment, must be pure. 11

Constraint: A dummy argument of a pure subroutine may be explicitly aligned only with another dummy argument, and may not be explicitly distributed or given the **INHERIT** attribute. 12

Constraint: In a pure subroutine, a local variable may be explicitly aligned only with another local variable or a dummy argument. A local variable may not be explicitly distributed. 13

Constraint: In a pure subroutine, a dummy argument or local variable must not have the **DYNAMIC** attribute. 14

Constraint: In a pure subroutine, a global variable must not appear in a *realign-directive* or *redistribute-directive*. 15

Constraint: A pure subroutine must not contain a *print-stmt*, *open-stmt*, *close-stmt*, *backspace-stmt*, *endfile-stmt*, *rewind-stmt*, *inquire-stmt*, or a *read-stmt* or *write-stmt* whose *io-unit* is an *external-file-unit* or *****. 16

Constraint: A pure subroutine must not contain a *pause-stmt* or *stop-stmt*. 17

Constraint: An *interface-body* of a pure procedure must specify the intents of all dummy arguments except **POINTER** and procedure arguments. 18

Constraint: In a reference to a pure procedure, a *procedure-name actual-arg* must be the name of a pure procedure. 19

B.4.4 The INDEPENDENT Directive

H413 *independent-directive* **is** INDEPENDENT [, *new-clause*]

H414 *new-clause* **is** NEW (*variable-list*)

Constraint: The first non-comment line following an *independent-directive* must be a *do-stmt*, *forall-stmt*, or a *forall-construct*.

Constraint: If the NEW option is present, then the directive must apply to a DO loop.

Constraint: A *variable* named in the NEW option or any component or element thereof must not:

- Be a pointer or dummy argument; nor
- Have the SAVE or TARGET attribute.

B.6 Extrinsic Procedures

B.6.2 Definition and Invocation of Extrinsic Procedures

H601 *extrinsic-prefix* **is** EXTRINSIC (*extrinsic-kind-keyword*)

H602 *extrinsic-kind-keyword* **is** HPF
or HPF_LOCAL

B.7 Storage and Sequence Association

B.7.1 Storage Association

H701 *sequence-directive* **is** SEQUENCE [[::] *association-name-list*]
or NO SEQUENCE [[::] *association-name-list*]

H702 *association-name* **is** *variable-name*
or / *common-block-name* /

Constraint: The result variable of an array-valued function that is not an intrinsic function is a nonsequential array. It may not appear in any HPF SEQUENCE directive.

Constraint: A variable or COMMON block name may appear at most once in a *sequence-directive* within any scoping unit.

1
2
3
4
5
6
7
8
9
10
11
12
13
14
15
16
17
18
19
20
21
22
23
24
25
26
27
28
29
30
31
32
33
34
35
36
37
38
39
40
41
42
43
44
45
46
47
48

Annex C

Syntax Cross-reference

C.1 Nonterminal Symbols That Are Defined

| Symbol | Defined | Referenced |
|--------------------------------|---------|----------------|
| <i>add-op</i> | R710 | H323 |
| <i>add-operand</i> | R706 | H326 |
| <i>align-add-operand</i> | H324 | H323 H324 |
| <i>align-attribute-stuff</i> | H315 | H302 H313 |
| <i>align-directive</i> | H312 | H204 |
| <i>align-directive-stuff</i> | H314 | H312 H313 |
| <i>align-dummy</i> | H318 | H317 H325 |
| <i>align-primary</i> | H325 | H324 |
| <i>align-source</i> | H317 | H314 H315 |
| <i>align-spec</i> | H320 | H319 |
| <i>align-subscript</i> | H322 | H320 |
| <i>align-subscript-use</i> | H323 | H322 H323 H325 |
| <i>align-target</i> | H321 | H320 |
| <i>align-with-clause</i> | H319 | H314 H315 |
| <i>alignee</i> | H316 | H312 H313 H330 |
| <i>alignee-or-distributtee</i> | H330 | H329 |
| <i>allocate-object</i> | R625 | |
| <i>allocate-stmt</i> | R622 | |
| <i>array-constructor</i> | R431 | |
| <i>array-spec</i> | R512 | |
| <i>assign-stmt</i> | R838 | |
| <i>assignment-stmt</i> | R735 | H404 |
| <i>association-name</i> | H702 | H701 |
| <i>call-stmt</i> | R1210 | |
| <i>combined-attribute</i> | H302 | H301 |
| <i>combined-directive</i> | H301 | H204 |
| <i>data-stmt</i> | R529 | |
| <i>deallocate-stmt</i> | R631 | |
| <i>directive-origin</i> | H202 | H201 |
| <i>dist-attribute-stuff</i> | H306 | H302 H304 |
| <i>dist-directive-stuff</i> | H305 | H303 H304 H306 |
| <i>dist-format</i> | H309 | H308 |

| | | | | |
|----|---------------------------------|-------|------|-----------|
| 1 | <i>dist-format-clause</i> | H308 | H305 | |
| 2 | <i>dist-onto-clause</i> | H310 | H305 | H306 |
| 3 | <i>dist-target</i> | H311 | H310 | |
| 4 | <i>distribute-directive</i> | H303 | H204 | |
| 5 | <i>distributee</i> | H307 | H303 | H304 H330 |
| 6 | <i>dummy-arg</i> | R1221 | H412 | |
| 7 | <i>dynamic-directive</i> | H329 | H204 | |
| 8 | <i>end-function-stmt</i> | R1218 | | |
| 9 | <i>end-subroutine-stmt</i> | R1222 | | |
| 10 | <i>entity-decl</i> | R504 | H301 | |
| 11 | <i>executable-construct</i> | R215 | | |
| 12 | <i>executable-directive</i> | H205 | H203 | |
| 13 | <i>execution-part</i> | R208 | | |
| 14 | <i>explicit-shape-spec</i> | R513 | H302 | H332 H335 |
| 15 | <i>expr</i> | R723 | | |
| 16 | <i>extrinsic-kind-keyword</i> | H602 | H601 | |
| 17 | <i>extrinsic-prefix</i> | H601 | H408 | |
| 18 | <i>forall-assignment</i> | H404 | H401 | H406 |
| 19 | <i>forall-body-stmt</i> | H406 | H405 | |
| 20 | <i>forall-construct</i> | H405 | H406 | |
| 21 | <i>forall-header</i> | H402 | H401 | H405 |
| 22 | <i>forall-stmt</i> | H401 | H406 | |
| 23 | <i>forall-triplet-spec</i> | H403 | H402 | |
| 24 | <i>function-reference</i> | R1209 | | |
| 25 | <i>function-stmt</i> | H409 | | |
| 26 | <i>function-stuff</i> | H410 | H409 | |
| 27 | <i>function-subprogram</i> | R1215 | | |
| 28 | <i>hpf-directive</i> | H203 | H201 | |
| 29 | <i>hpf-directive-line</i> | H201 | | |
| 30 | <i>independent-directive</i> | H413 | H205 | |
| 31 | <i>inherit-directive</i> | H337 | H204 | |
| 32 | <i>input-item</i> | R914 | | |
| 33 | <i>int-add-operand</i> | H326 | H323 | H324 |
| 34 | <i>int-expr</i> | R728 | H309 | H322 |
| 35 | <i>int-level-two-expr</i> | H328 | H323 | |
| 36 | <i>int-mult-operand</i> | H327 | H324 | |
| 37 | <i>int-variable</i> | R607 | H318 | |
| 38 | <i>interface-body</i> | R1204 | | |
| 39 | <i>internal-subprogram-part</i> | R210 | | |
| 40 | <i>level-2-expr</i> | R707 | H328 | |
| 41 | <i>mask-expr</i> | R741 | H402 | |
| 42 | <i>mult-operand</i> | R705 | H327 | |
| 43 | <i>namelist-group-object</i> | R737 | | |
| 44 | <i>namelist-stmt</i> | R543 | | |
| 45 | <i>new-clause</i> | H414 | H413 | |
| 46 | <i>nullify-stmt</i> | R629 | | |
| 47 | <i>output-item</i> | R915 | | |
| 48 | <i>pause-stmt</i> | R844 | | |

| | | | |
|--------------------------------|------|----------------|----|
| <i>pointer-assignment-stmt</i> | R736 | H404 | 1 |
| <i>pointer-object</i> | R630 | | 2 |
| <i>prefix</i> | H407 | H409 H411 | 3 |
| <i>prefix-spec</i> | H408 | H407 | 4 |
| <i>processors-decl</i> | H332 | H331 | 5 |
| <i>processors-directive</i> | H331 | H204 | 6 |
| <i>processors-name</i> | H333 | H311 H332 | 7 |
| <i>read-stmt</i> | R737 | | 8 |
| <i>realign-directive</i> | H313 | H205 | 9 |
| <i>redistribute-directive</i> | H304 | H205 | 10 |
| <i>section-subscript</i> | R618 | | 11 |
| <i>sequence-directive</i> | H701 | H204 | 12 |
| <i>specification-directive</i> | H204 | H203 | 13 |
| <i>specification-expr</i> | R734 | | 14 |
| <i>specification-part</i> | R204 | | 15 |
| <i>stat-variable</i> | R623 | | 16 |
| <i>stop-stmt</i> | R842 | | 17 |
| <i>stride</i> | R620 | H403 | 18 |
| <i>subroutine-stmt</i> | H411 | | 19 |
| <i>subroutine-stuff</i> | H412 | H411 | 20 |
| <i>subscript</i> | R617 | H403 | 21 |
| <i>subscript-triplet</i> | R619 | H322 | 22 |
| <i>target</i> | R737 | | 23 |
| <i>template-decl</i> | H335 | H334 | 24 |
| <i>template-directive</i> | H334 | H204 | 25 |
| <i>template-name</i> | H336 | H307 H321 H335 | 26 |
| <i>type-declaration-stmt</i> | R501 | | 27 |
| <i>type-spec</i> | R502 | H408 | 28 |
| <i>variable</i> | R601 | H414 | 29 |
| <i>where-construct</i> | R739 | H406 | 30 |
| <i>where-stmt</i> | R738 | H406 | 31 |
| <i>write-stmt</i> | R737 | | 32 |

C.2 Nonterminal Symbols That Are Not Defined

| Symbol | Referenced | |
|----------------------------|--------------------------|----|
| <i>common-block-name</i> | H702 | 38 |
| <i>dummy-arg-name</i> | H410 | 39 |
| <i>dummy-argument-name</i> | H337 | 40 |
| <i>function-name</i> | H409 | 41 |
| <i>index-name</i> | H403 | 42 |
| <i>object-name</i> | H307 H316 H321 H333 H336 | 43 |
| <i>result-name</i> | H410 | 44 |
| <i>subroutine-name</i> | H411 | 45 |
| <i>variable-name</i> | H702 | 46 |

C.3 Terminal Symbols

| Symbol | Referenced |
|--------------|------------------------------------|
| !HPF\$ | H202 |
| (| H302 H308 H309 H314 H315 H320 H325 |
|) | H302 H308 H309 H314 H315 H320 H325 |
| * | H308 H309 H311 H317 H320 H322 H324 |
| *HPF\$ | H202 |
| , | H402 H413 |
| / | H702 |
| : | H317 H403 |
| :: | H301 H304 H313 H701 |
| = | H403 |
| ALIGN | H302 H312 |
| BLOCK | H309 |
| CHPF\$ | H202 |
| CYCLIC | H309 |
| DIMENSION | H302 |
| DISTRIBUTE | H302 H303 |
| DYNAMIC | H302 H329 |
| END | H405 |
| EXTRINSIC | H601 |
| FORALL | H401 H405 |
| FUNCTION | H409 |
| HPF | H602 |
| HPF_LOCAL | H602 |
| INDEPENDENT | H413 |
| INHERIT | H302 H337 |
| NEW | H414 |
| NO | H701 |
| ONTO | H310 |
| PROCESSORS | H302 H331 |
| PURE | H408 |
| REALIGN | H313 |
| RECURSIVE | H408 |
| REDISTRIBUTE | H304 |
| RESULT | H410 |
| SEQUENCE | H701 |
| SUBROUTINE | H411 |
| TEMPLATE | H302 H334 |
| WITH | H319 |

- 1
- 2
- 3
- 4
- 5
- 6
- 7
- 8
- 9
- 10
- 11
- 12
- 13
- 14
- 15
- 16
- 17
- 18
- 19
- 20
- 21
- 22
- 23
- 24
- 25
- 26
- 27
- 28
- 29
- 30
- 31
- 32
- 33
- 34
- 35
- 36
- 37
- 38
- 39
- 40
- 41
- 42
- 43
- 44
- 45
- 46
- 47
- 48

Bibliography

- [1] Jeanne C Adams, Walter S. Brainerd, Jeanne T. Martin, Brian T. Smith, and Jerrold L. Wagener. *Fortran 90 Handbook*, Intertext-McGraw Hill, 1992.
- [2] Eugene Albert, Joan D. Lukas, and Guy L. Steele, Jr. “Data Parallel Computers and the FORALL Statement”, *Journal of Parallel and Distributed Computing*, October 1991.
- [3] American National Standards Institute, Inc., 1430 Broadway, New York, NY. *American National Standard Programming Language FORTRAN*, ANSI X3.9-1978, approved April 3, 1978.
- [4] American National Standards Institute, Inc., 1430 Broadway, New York, NY. *American National Standard for Information Systems Programming Language FORTRAN*, S8 (X3.9-198x) Revision of X3.9-1978, Draft S8, Version 104, April 1987.
- [5] Bernstein, A. J. “Analysis of Programs for Parallel Processing”, *IEEE Transactions on Electronic Computers*, Vol. 15, pp 757-762, 1966.
- [6] P. Brezany, M. Gerndt, P. Mehrotra and H. Zima. *Concurrent File Operations in a High Performance Fortran*
- [7] Barbara Chapman, Piyush Mehrotra, and Hans Zima. *Programming in Vienna Fortran*, Scientific Programming 1,1, August 1992, Also published as: ACPC/TR 92-3, Austrian Center of Parallel Computation, March 1992.
- [8] M. Chen and J. Wu. *Optimizing Fortran 90 Programs for Data Motion on Massively Parallel Systems*, Yale University, YALEU/DCS/TR-882, New Haven, CT, 1991.
- [9] M. Chen and J. Cowie. “Prototyping Fortran 90 Compilers for Massively Parallel Machines”, *SIGPLAN92*, 1992.
- [10] Digital Equipment Corporation, Maynard, Massachusetts. *DECmpp 12000 Sx - High Performance Fortran Reference Manual*, February, 1993, [AA-PMAHC-TE].
- [11] Geoffrey Fox, Seema Hiranandani, Ken Kennedy, Charles Koelbel, Uli Kremer, Chau-Wen Tseng, and Min-You Wu. *Fortran D Language Specification*. Report COMP TR90-141 (Rice) and SCCS-42c (Syracuse), Department of Computer Science, Rice University, Houston, Texas, and Syracuse Center for Computational Science, Syracuse University, Syracuse, New York, April 1991.
- [12] ISO. *Fortran 90*, May 1991. [ISO/IEC 1539: 1991 (E) and now ANSI X3.198-1992].

- [13] High Performance Fortran Forum. *High Performance Fortran Language Specification, version 1.0* CRPC-TR92225, Center for Research on Parallel Computation, Rice University, Houston, TX, 1992 (revised May. 1993).
- [14] High Performance Fortran Forum. *High Performance Fortran Journal of Development* CRPC-TR93300, Center for Research on Parallel Computation, Rice University, Houston, TX, May. 1993.
- [15] C. Koelbel and P. Mehrotra. “An Overview of High Performance Fortran”, *Fortran Forum*, Vol. 11, No. 4, December, 1992.
- [16] David B. Loveman. “High Performance Fortran”, *IEEE Parallel & Distributed Technology*, Vol. 1, No. 1, February 1993.
- [17] David B. Loveman. “Element Array Assignment - the FORALL Statement”, *Third Workshop on Compilers for Parallel Computers*, Vienna, Austria, July 6-9, 1992.
- [18] MasPar Computer Corporation, 749 North Mary Avenue, Sunnyvale, California. *MasPar Fortran Reference Manual*, May 1991. [Software Version 1.1, 9303-0000, Rev. A2].
- [19] Piyush Mehrotra and J. Van Rosendale. “Programming Distributed Memory Architectures Using Kali”, In: Nicolau, A. et al. (Eds): *Advances in Languages and Compilers for Parallel Processing*, pp.364-384, Pitman/MIT-Press, 1991.
- [20] Andrew Meltzer, Douglas M. Pase, and Tom MacDonald. *Basic Features of the MPP Fortran Programming Model*, Cray Research, Inc, Eagan, Minnesota, August 19, 1992.
- [21] John Merlin. *Techniques for the Automatic Parallelisation of ‘Distributed Fortran 90’*, Technical Report SNARC 92-02, Dept. of Electronics and Comp. Science, Univ. of Southampton, November 1991.
- [22] Michael Metcalf and John Reid. *Fortran 90 Explained*, Oxford University Press, 1990.
- [23] Robert E. Millstein. “Control Structures in ILLIAC IV Fortran”, *Communications of the ACM*, 16(10):621-627, October 1973.
- [24] Douglas M. Pase, Tom MacDonald, and Andrew Meltzer. *MPP Fortran Programming Model*, Cray Research, Inc, Eagan, Minnesota, August 26, 1992.
- [25] Guy L. Steele Jr. “High Performance Fortran: Status Report”, em Workshop on Languages, Compilers, and Runtime Environments for Distributed-Memory Multiprocessors, *ACM SIGPlan Notices*, Vol. 28, No. 1, January 1993.
- [26] Thinking Machines Corporation, Cambridge, Massachusetts. *CM Fortran Reference Manual*, July 1991.
- [27] US Department of Defense. *Military Standard, MIL-STD-1753: FORTRAN, DoD Supplement to American National Standard X3.9-1978*, November 9, 1978.
- [28] Hans Zima, Peter Brezany, Barbara Chapman, Piyush Mehrotra, and Andreas Schwald. *Vienna Fortran - a Language Specification*, ICASE Interim Report 21, ICASE NASA Langley Research Center, Hampton, Virginia 23665, March 1992.